


GUINEA

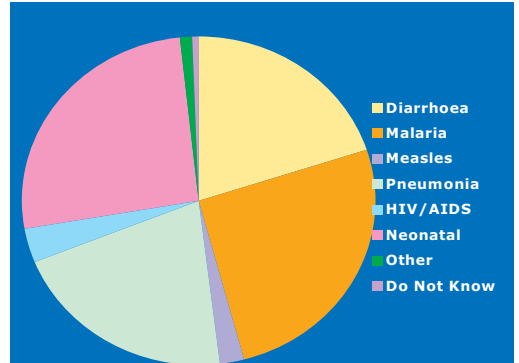
Demographics

- Total under-five population 1,562,000
- Under-five mortality rank 22
- Under-one mortality rate 101
- Neonatal mortality rate 48

- Under-five mortality rate



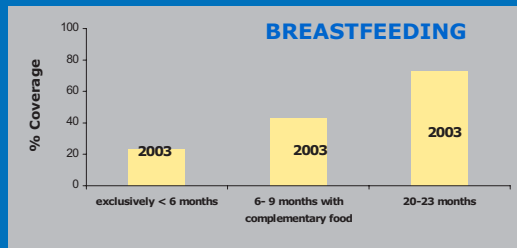
Epidemiological Profile



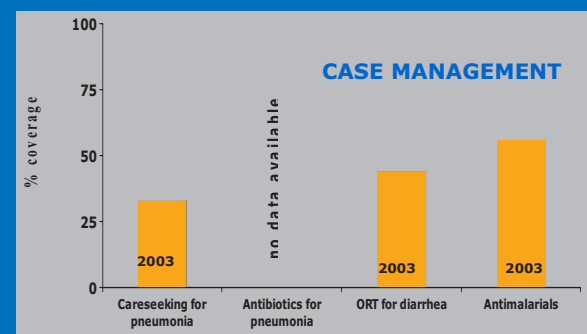
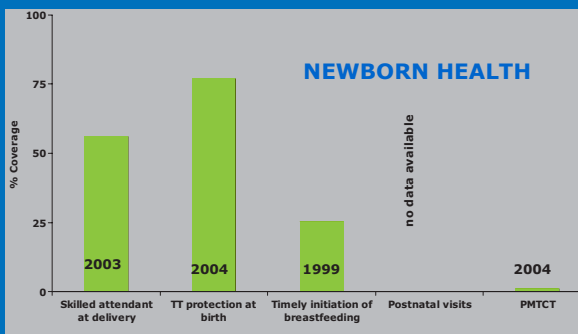

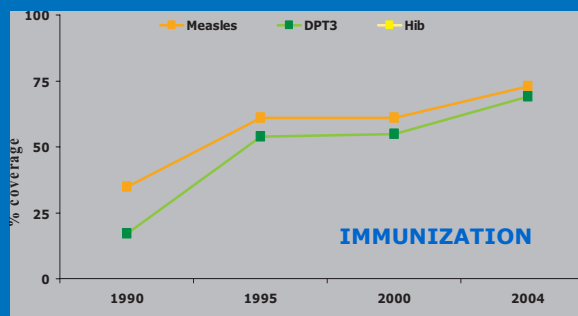
*These estimates are not country specific. Based on epidemiological profile #2 as described in Black RE, Morris SS & Bryce J. Where and why are 10 million children dying every year. *Lancet* 2003; 361: 2226-34.

Nutrition

- % low birth weight 16
- % under-fives stunted 35
- % under-fives underweight 26



Child Survival Intervention Coverage



National Health Policies

- Int'l Code of Marketing Breastmilk Substitutes
- New ORS formula
- Use of zinc for treatment of diarrhoea
- Hib vaccine in schedule as of 31 December 2004
- Community treatment of pneumonia with antibiotics

- | | | |
|------------------------------|--|---|
| <input type="checkbox"/> YES | <input type="checkbox"/> NO | <input checked="" type="checkbox"/> Partial |
| <input type="checkbox"/> YES | <input checked="" type="checkbox"/> NO | <input type="checkbox"/> Partial |
| <input type="checkbox"/> YES | <input checked="" type="checkbox"/> NO | <input type="checkbox"/> Partial |
| <input type="checkbox"/> YES | <input checked="" type="checkbox"/> NO | <input type="checkbox"/> Partial |
| <input type="checkbox"/> YES | <input checked="" type="checkbox"/> NO | <input type="checkbox"/> Partial |

Determinants of Coverage

- Policies and Political Commitment [under development]
- Human Resources [under development]
- Financial Flows: Per capita total expenditure on health at average exchange rate (USD) 2002 22

Equity

