

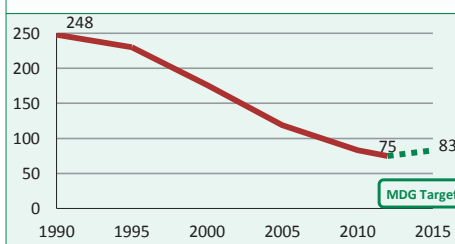
# Liberia

## DEMOGRAPHICS

Total population (000)	4,190	(2012)
Total under-five population (000)	678	(2012)
Births (000)	150	(2012)
Birth registration (%)	4	(2007)
Total under-five deaths (000)	11	(2012)
Neonatal deaths: % of all under-5 deaths	36	(2012)
Neonatal mortality rate (per 1000 live births)	27	(2012)
Infant mortality rate (per 1000 live births)	56	(2012)
Stillbirth rate (per 1000 total births)	27	(2009)
Total maternal deaths	980	(2013)
Lifetime risk of maternal death (1 in N)	31	(2013)
Total fertility rate (per woman)	4.9	(2012)
Adolescent birth rate (per 1000 girls)	149	(2011)

### Under-five mortality rate

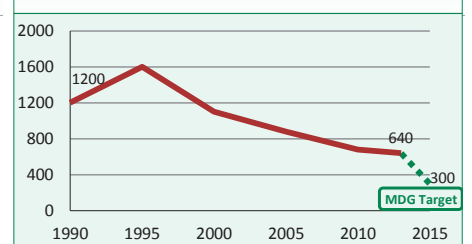
Deaths per 1000 live births



Source: IGME 2013

### Maternal mortality ratio

Deaths per 100,000 live births

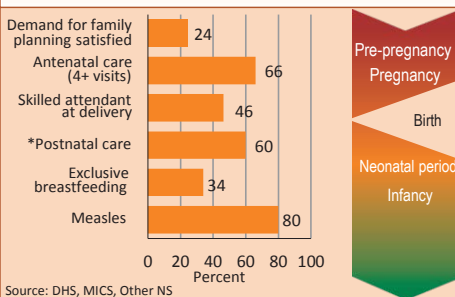


Source: MMEIG 2014

Note: MDG target calculated by Countdown to 2015.

## MATERNAL AND NEWBORN HEALTH

### Coverage along the continuum of care

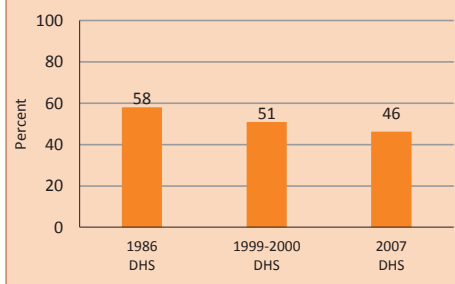


Source: DHS, MICS, Other NS

\* See Annex/website for indicator definition

### Skilled attendant at delivery

Percent live births attended by skilled health personnel



### Prevention of mother-to-child transmission of HIV

Eligible HIV+ pregnant women receiving ART for their own health (% of total ARVs)

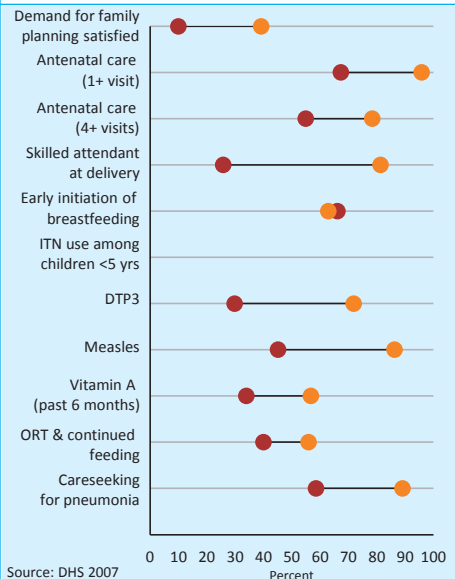
■ Percent HIV+ pregnant women receiving ARVs for PMTCT  
▭ Uncertainty range around the estimate

No Data

## EQUITY

### Socioeconomic inequities in coverage

Household wealth quintile: ● Poorest 20% ● Richest 20%



Source: DHS 2007

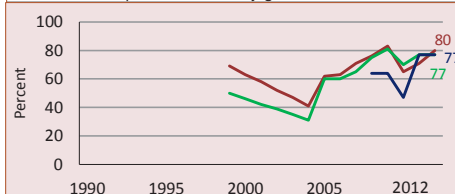
Coverage levels are shown for the poorest 20% (red circles) and the richest 20% (orange circles). The longer the line between the two groups, the greater the inequality. These estimates may differ from other charts due to differences in data sources.

## CHILD HEALTH

### Immunization

Percent of children immunized:

■ against measles  
■ with 3 doses Hib  
■ with 3 doses pneumococcal conjugate vaccine  
■ with 3 doses DTP  
■ with rotavirus vaccine

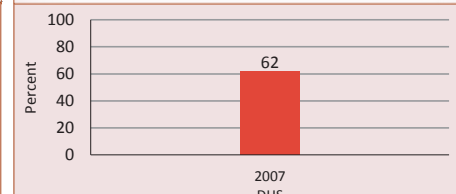


Source: WHO/UNICEF 2013

### Pneumonia treatment

Percent of children <5 years with symptoms of pneumonia:

■ taken to appropriate health provider  
■ receiving antibiotics



## NUTRITION

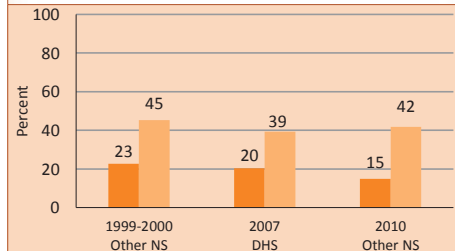
Wasting prevalence (moderate and severe, %)	3	(2010)
Low birthweight incidence (moderate and severe, %)	14	(2007)

Early initiation of breastfeeding (within 1 hr of birth, %)	67	(2007)
Introduction of solid, semi-solid/soft foods (%)	-	-
Vitamin A two dose coverage (%)	13	(2012)

### Underweight and stunting prevalence

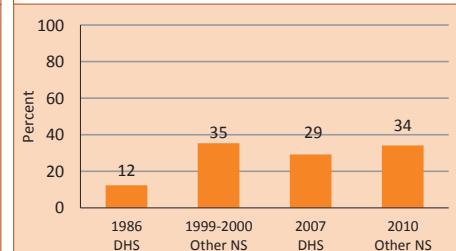
Percent of children <5 years who are moderately or severely:

■ underweight  
■ stunted



### Exclusive breastfeeding

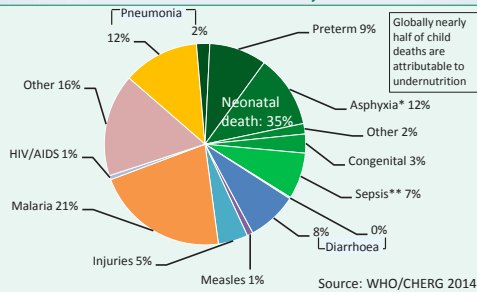
Percent of infants <6 months exclusively breastfed



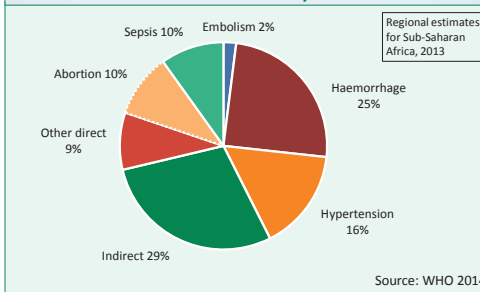
# Liberia

## DEMOGRAPHICS

### Causes of under-five deaths, 2012



### Causes of maternal deaths, 2013



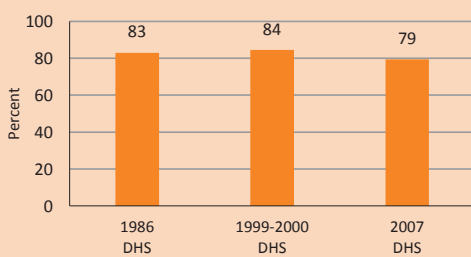
## POLICIES

Laws or regulations that allow adolescents to access contraceptives without parental or spousal consent	Partial
Legal status of abortion (X of 5 circumstances)	3 (R,F)
Midwives authorized for specific tasks (X of 7 tasks)	7
Maternity protection (Convention 183)	No
Maternal deaths notification	Yes
Postnatal home visits in the first week after birth	Yes
Kangaroo Mother Care in facilities for low birthweight/preterm newborns	Yes
Antenatal corticosteroids as part of management of preterm labour	-
International Code of Marketing of Breastmilk Substitutes	No
Community treatment of pneumonia with antibiotics	Yes
Low osmolarity ORS and zinc for management of diarrhoea	Yes

## MATERNAL AND NEWBORN HEALTH

### Antenatal care

Percent women aged 15-49 years attended at least once by a skilled health provider during pregnancy



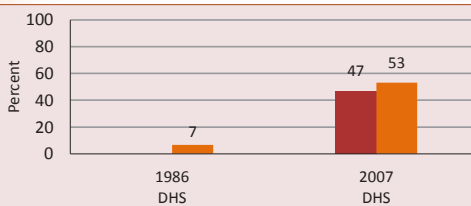
Demand for family planning satisfied (%)	24	(2007)
Antenatal care (4 or more visits, %)	66	(2007)
Malaria during pregnancy - intermittent preventive treatment (%)	48	(2013)
C-section rate (total, urban, rural, %)	4, 5, 3	(2007)
(Minimum target is 5% and maximum target is 15%)		
Neonatal tetanus vaccine	91	(2012)
Postnatal visit for baby (within 2 days for home births, %)	-	-
Postnatal visit for mother (within 2 days for home births, %)	60	(2007)
Women with low body mass index (<18.5 kg/m <sup>2</sup> , %)	-	-

## CHILD HEALTH

### Diarrhoeal disease treatment

Percent of children <5 years with diarrhoea:

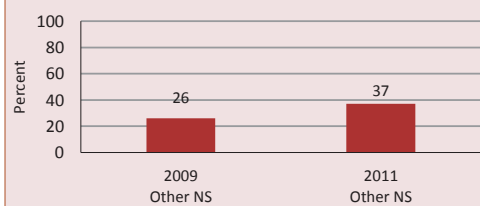
- receiving oral rehydration therapy/increased fluids with continued feeding
- treated with ORS



### Malaria prevention and treatment

Percent children receiving first line treatment among those receiving any antimalarial

Percent children < 5 years sleeping under ITNs

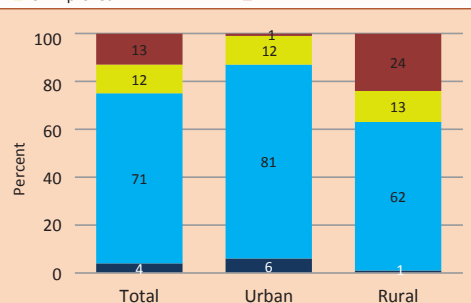


## WATER AND SANITATION

### Improved drinking water coverage

Percent of population by type of drinking water source, 2012

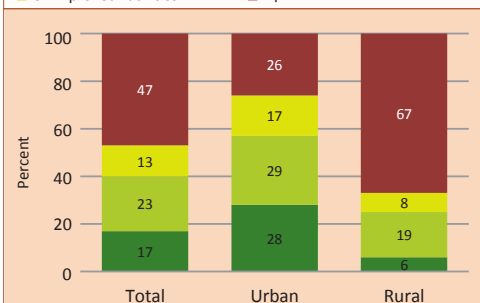
- Piped on premises
- Unimproved
- Other improved
- Surface water



### Improved sanitation coverage

Percent of population by type of sanitation facility, 2012

- Improved facilities
- Unimproved facilities
- Shared facilities
- Open defecation



## SYSTEMS

Costed national implementation plan(s) for: maternal, newborn and child health available	Yes	(2013)
Life Saving Commodities in Essential Medicine List:		
Reproductive health (X of 3)	2	(2013)
Maternal health (X of 3)	3	(2013)
Newborn health (X of 4)	2	(2013)
Child health (X of 3)	3	(2013)
Density of doctors, nurses and midwives (per 10,000 population)	2.9	(2008)
National availability of Emergency Obstetric Care services (% of recommended minimum)	27	(2011)

## FINANCING

Per capita total expenditure on health (Int\$)	102	(2012)
General government expenditure on health as % of total government expenditure (%)	19	(2012)
Out of pocket expenditure as % of total expenditure on health(%)	21	(2012)
Reproductive, maternal, newborn and child health expenditure by source	Partially available	
External sources		
General government expenditure		
Out-of-pocket expenditure		
Other		
ODA to child health per child (US\$)	98	(2011)
ODA to maternal and neonatal health per live birth (US\$)	118	(2011)

Note: See annexes for additional information on the indicators above