

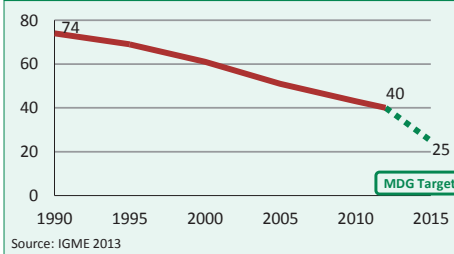
Uzbekistan

DEMOGRAPHICS

Total population (000)	28,541	(2012)
Total under-five population (000)	2,989	(2012)
Births (000)	623	(2012)
Birth registration (%)	100	(2006)
Total under-five deaths (000)	25	(2012)
Neonatal deaths: % of all under-5 deaths	34	(2012)
Neonatal mortality rate (per 1000 live births)	14	(2012)
Infant mortality rate (per 1000 live births)	34	(2012)
Stillbirth rate (per 1000 total births)	6	(2009)
Total maternal deaths	220	(2013)
Lifetime risk of maternal death (1 in N)	1,100	(2013)
Total fertility rate (per woman)	2.3	(2012)
Adolescent birth rate (per 1000 girls)	26	(2006)

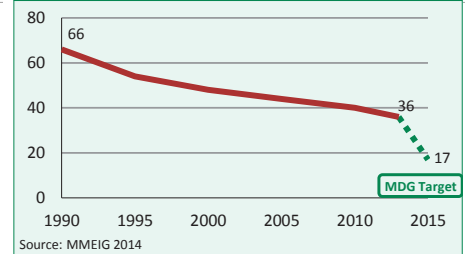
Under-five mortality rate

Deaths per 1000 live births



Maternal mortality ratio

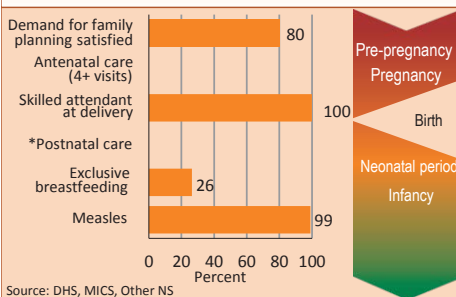
Deaths per 100,000 live births



Note: MDG target calculated by Countdown to 2015.

MATERNAL AND NEWBORN HEALTH

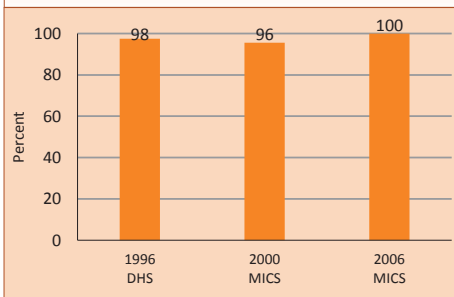
Coverage along the continuum of care



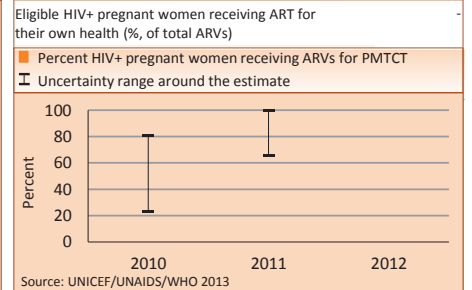
* See Annex/website for indicator definition

Skilled attendant at delivery

Percent live births attended by skilled health personnel

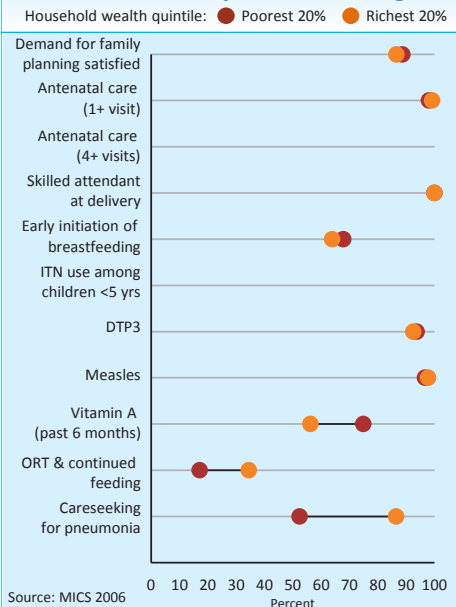


Prevention of mother-to-child transmission of HIV



EQUITY

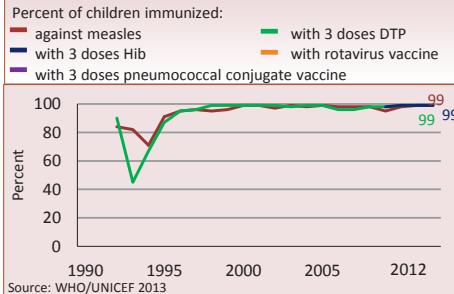
Socioeconomic inequities in coverage



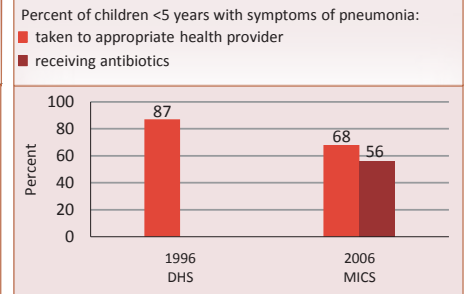
Coverage levels are shown for the poorest 20% (red circles) and the richest 20% (orange circles). The longer the line between the two groups, the greater the inequality. These estimates may differ from other charts due to differences in data sources.

CHILD HEALTH

Immunization



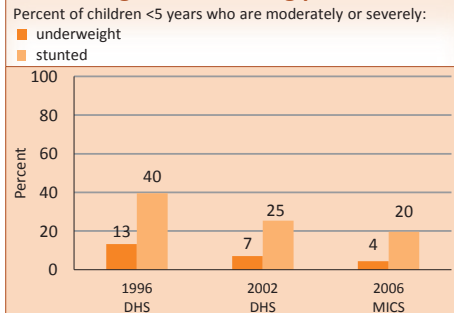
Pneumonia treatment



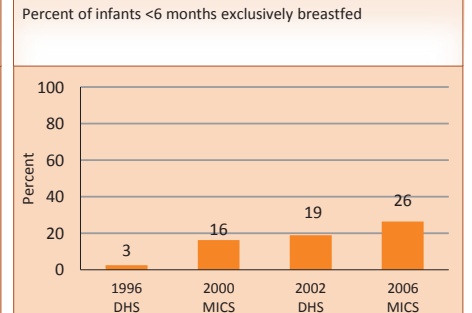
NUTRITION

Wasting prevalence (moderate and severe, %)	5	(2006)	Early initiation of breastfeeding (within 1 hr of birth, %)	67	(2006)
Low birthweight incidence (moderate and severe, %)	5	(2006)	Introduction of solid, semi-solid/soft foods (%)	47	(2006)
			Vitamin A two dose coverage (%)	99	(2012)

Underweight and stunting prevalence



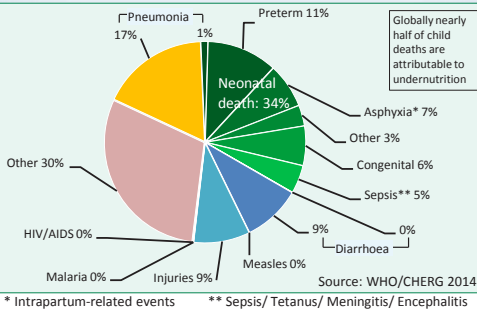
Exclusive breastfeeding



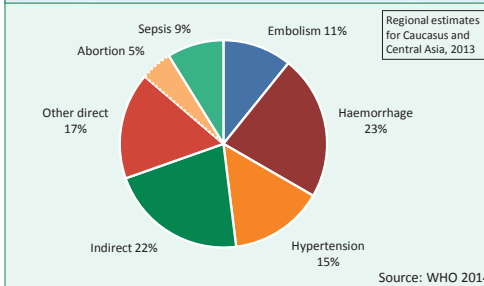
Uzbekistan

DEMOGRAPHICS

Causes of under-five deaths, 2012



Causes of maternal deaths, 2013



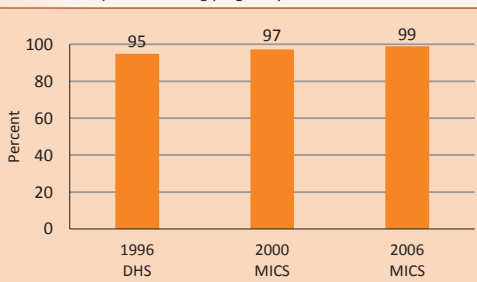
POLICIES

Laws or regulations that allow adolescents to access contraceptives without parental or spousal consent	-
Legal status of abortion (X of 5 circumstances)	5 (R,F)
Midwives authorized for specific tasks (X of 7 tasks)	-
Maternity protection (Convention 183)	Partial
Maternal deaths notification	Yes
Postnatal home visits in the first week after birth	Yes
Kangaroo Mother Care in facilities for low birthweight/preterm newborns	-
Antenatal corticosteroids as part of management of preterm labour	-
International Code of Marketing of Breastmilk Substitutes	-
Community treatment of pneumonia with antibiotics	Yes
Low osmolarity ORS and zinc for management of diarrhoea	Yes

MATERNAL AND NEWBORN HEALTH

Antenatal care

Percent women aged 15-49 years attended at least once by a skilled health provider during pregnancy



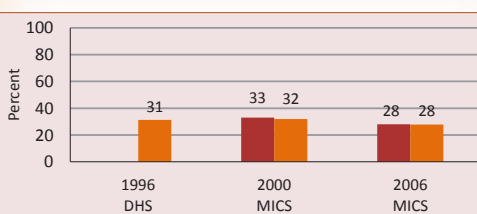
Demand for family planning satisfied (%)	80	(1996)
Antenatal care (4 or more visits, %)	-	-
Malaria during pregnancy - intermittent preventive treatment (%)	-	-
C-section rate (total, urban, rural, %)	3, 5, 2	(1996)
Neonatal tetanus vaccine	-	-
Postnatal visit for baby (within 2 days for home births, %)	-	-
Postnatal visit for mother (within 2 days for home births, %)	-	-
Women with low body mass index (<18.5 kg/m ² , %)	10	(1996)

CHILD HEALTH

Diarrhoeal disease treatment

Percent of children <5 years with diarrhoea:

- receiving oral rehydration therapy/increased fluids with continued feeding
- treated with ORS



Malaria prevention and treatment

Percent children receiving first line treatment among those receiving any antimalarial

Percent children < 5 years sleeping under ITNs

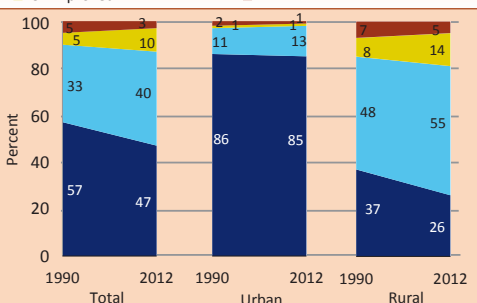
Very limited risk

WATER AND SANITATION

Improved drinking water coverage

Percent of population by type of drinking water source, 1990-2012

- Piped on premises
- Unimproved
- Other improved
- Surface water



Improved sanitation coverage

Percent of population by type of sanitation facility, 1990-2012

- Improved facilities
- Unimproved facilities
- Shared facilities
- Open defecation

No Data

SYSTEMS

Costed national implementation plan(s) for: maternal, newborn and child health available	-
Life Saving Commodities in Essential Medicine List:	
Reproductive health (X of 3)	-
Maternal health (X of 3)	-
Newborn health (X of 4)	-
Child health (X of 3)	-
Density of doctors, nurses and midwives (per 10,000 population)	143.6 (2012)
National availability of Emergency Obstetric Care services (% of recommended minimum)	-

FINANCING

Per capita total expenditure on health (Int\$)	221 (2012)
General government expenditure on health as % of total government expenditure (%)	10 (2012)
Out of pocket expenditure as % of total expenditure on health(%)	44 (2012)
Reproductive, maternal, newborn and child health expenditure by source	No Data
ODA to child health per child (us\$)	6 (2011)
ODA to maternal and neonatal health per live birth (us\$)	9 (2011)

Note: See annexes for additional information on the indicators above