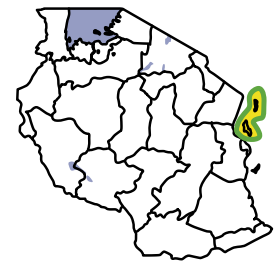


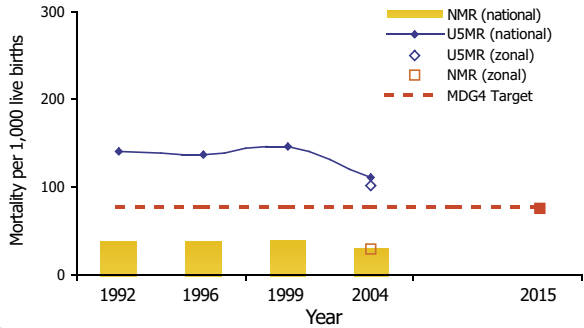
# ZANZIBAR – PEMBA NORTH, PEMBA SOUTH, TOWN WEST, ZANZIBAR NORTH, ZANZIBAR SOUTH



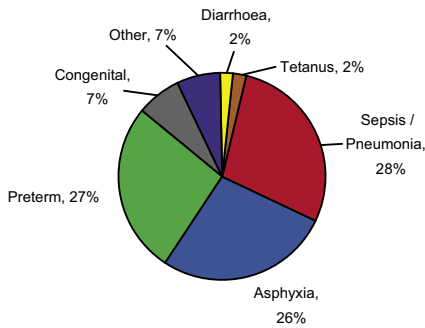
## BIRTHS AND DEATHS

Total population (2002)	1,004,000
Annual births (2002)	46,000
<b>MOTHERS</b>	
Maternal mortality ratio per 100,000 live births (national, 2004)	578
Annual maternal deaths	300
<b>NEWBORNS</b>	
Neonatal mortality rate per 1,000 live births (2004)	29
Annual neonatal deaths	1,300
<b>CHILDREN</b>	
Under 5 mortality rate per 1,000 live births (2004)	101
Annual under 5 deaths	4,600
Neonatal mortality % of under 5 mortality	29%

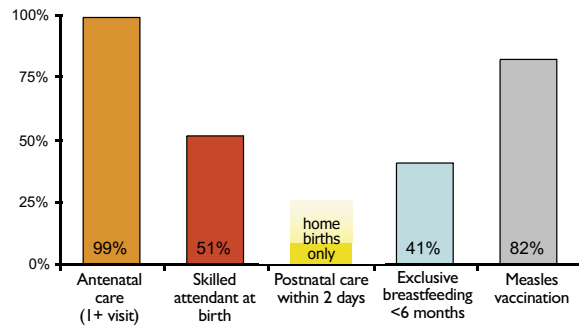
## RATE OF PROGRESS TO MDG 4



## CAUSES OF NEONATAL DEATH (national)



## COVERAGE ALONG THE CONTINUUM OF CARE



## HEALTH SYSTEMS, POLICY AND FINANCE

Met need for contraception (%)	34	Number of hospitals; health centres	-
HIV prevalence, women 15-49 (%)	32	Nursing officers per 1,000 population	-
Knowledge of PMTCT (%)	-	EmOC facilities per 500,000 pop: basic; comprehensive	1.3; 0.4
Caesarean section (%)	2	Health facilities offering newborn respiratory support (%)	38
Low birth weight prevalence (%)	14	Health facilities offering PNC services (%)	56
Median duration exclusive breastfeeding (months)	-	Facilities with first-line drugs for child illness (%)	58
Care seeking for acute respiratory infection (%)	66	Facilities with pre-referral drugs for child illness (%)	33
Children with a birth certificate (%)	63	Annual health budget (TSH thousands)	-
Health facilities charging user fees for child services (%)	32	Per capita annual allocation (TSH thousands)	-

## MISSED OPPORTUNITIES IN KEY MATERNAL, NEWBORN AND CHILD HEALTH PACKAGES

