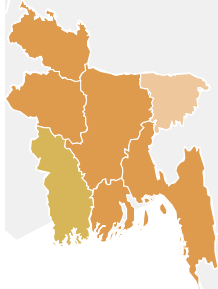


CCI Country Score: 65%



Composite Coverage Index

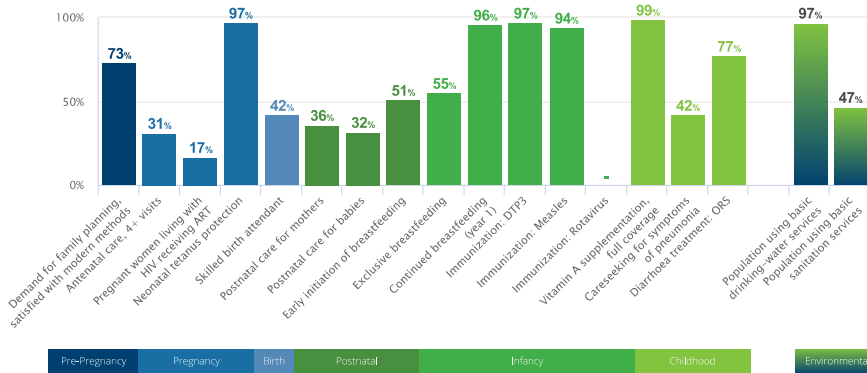


Demographics

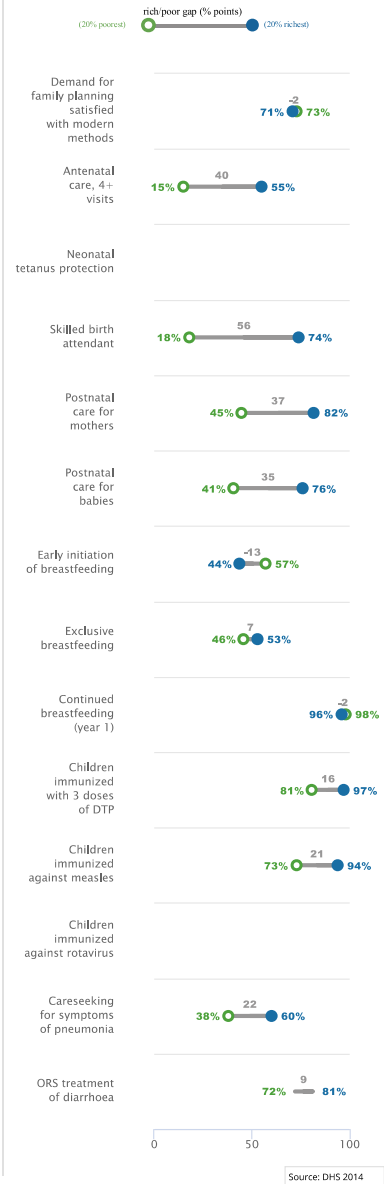
Total Population (000)	162,952	2016	Birth registration	20%	2014
Total under 5 population (000)	15,236	2016	Total maternal deaths	5,500	2015
Total adolescent (10-19) population (000)	32,480	2016	Lifetime risk of maternal deaths (1 in N)	240	2015
Secondary completion rate (upper, females)	26%	2016	Stillbirth rate (per 1000 total births)	25	2015
Total Births (000)	3,088	2016	Neonatal deaths, as % of all <5 deaths	62%	2015
Total fertility rate (births per woman)	2.1	2016	Total under 5 deaths (000)	106	2016
Adolescent (15-19 years) birth rate (births per 1000 girls)	83	2011	Adolescent (10-19) mortality rate (per 100,000), by sex	56 girls 72 boys	2015

Continuum of Care Coverage

Percentage of those in need receiving coverage of key interventions across the continuum of care



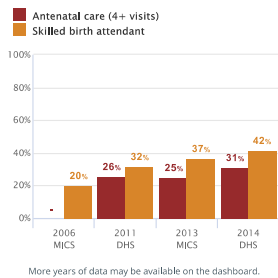
Equity



Maternal & Newborn Health

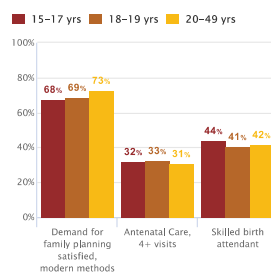
Pregnancy and Delivery Care

Percent women aged 15-49 years with:



More years of data may be available on the dashboard.

Adolescent Reproductive and Maternal Health



Additional Maternal and Neonatal Health Interventions

Pregnant women living with HIV receiving ART	17%	2016
Intermittent preventive treatment for malaria during pregnancy 3+	-	-
Institutional Delivery	13%/25%/37%	2014
C-section rate	38%/18%/23%	2014

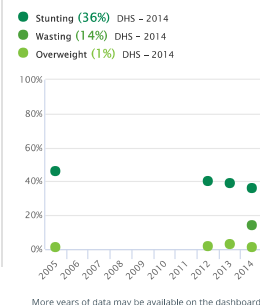
Women's & Children's Nutrition

Essential Nutrition Indicators

Prevalence of anemia in women aged 15-49	40%	2016
Women of reproductive age, short stature	13%	2014
Women (20+) with BMI <18.5 kg/m2 (thinness)	23%	2016
BMI 25-30 kg/m2 (overweight)	18%	2016
BMI > 30 kg/m2 (obese)	5%	2016
Iron/folic acid supplementation during pregnancy	-	-
Low birth weight prevalence	22%	2006
Vitamin A supplementation, full coverage	99%	2015
Minimum dietary diversity	28%	2014

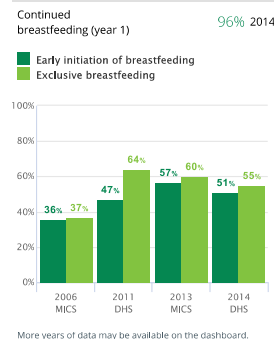
Child Nutritional Status

Percent children under 5 with moderate and severe:



More years of data may be available on the dashboard.

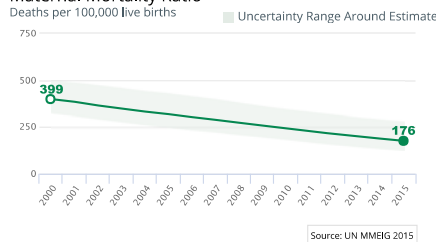
Breastfeeding Practices



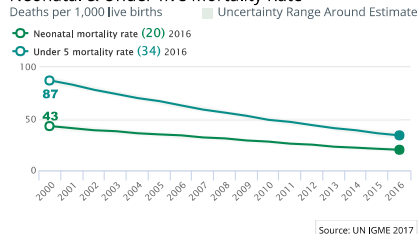
More years of data may be available on the dashboard.

Demographics

Maternal Mortality Ratio

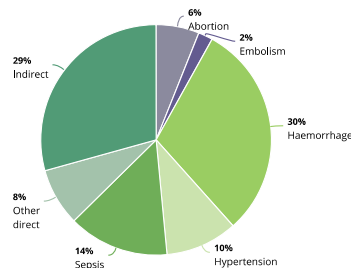


Neonatal & Under-five Mortality Rate



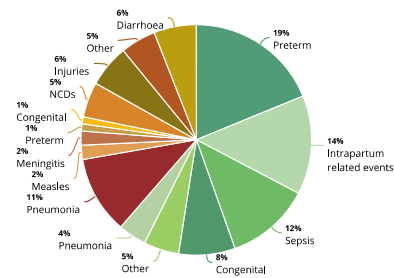
Causes of Maternal Death - 2014

Regional estimates for South Asia



Causes of Death Under-Five - 2015

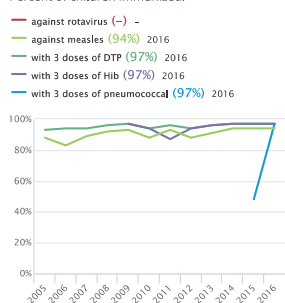
Globally nearly half of child deaths are attributable to undernutrition



Child Health

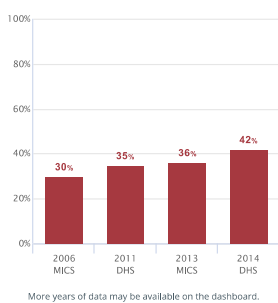
Immunization

Percent of children immunized:



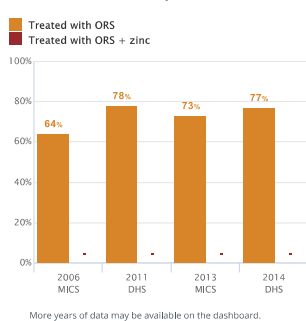
Pneumonia Treatment

Percent of children under 5 years with symptoms of pneumonia taken to appropriate health provider



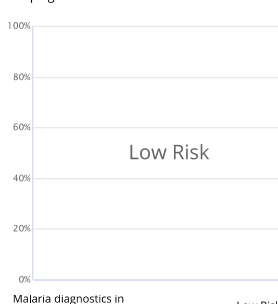
Diarrhoeal Disease Treatment

Percent of children under 5 years with diarrhoea:



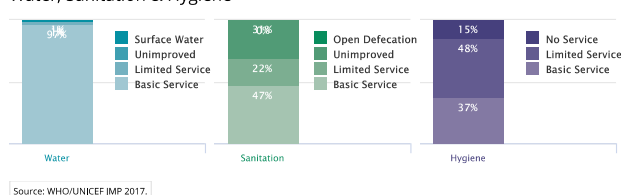
Malaria Prevention & Treatment

Malaria prevention in children under-five - sleeping under ITNs



Environmental

Water, Sanitation & Hygiene



Policies, Systems & Financing

Legislative Policies

Family planning for adolescents without spousal or parental consent: No Data

Legal status of abortion:

- to save a woman's life:
- to preserve physical health:
- to preserve mental health:
- for economic & social reason:
- on request:
- in case of rape or incest:
- in case of foetal impairment:

Maternity protection (Convention 183): No

International code of marketing of breastmilk substitutes: Partial

Legislation on food fortification:

- Wheat: NO FORTIFICATION
- Maize: NO FORTIFICATION
- Rice: NO FORTIFICATION

Governance:

- Costed national implementation plan(s) for maternal, newborn and child health available:

MATERNAL	Yes	NEWBORN	Yes	CHILD	No
----------	-----	---------	-----	-------	----
- Maternal Death Review 2014:

A national policy to notify all maternal deaths	A national policy to review all maternal deaths	A national maternal death review committee	A subnational maternal death review committee	Both national and subnational maternal death review committees	At least biannual meetings of the national maternal death review committee
<input checked="" type="checkbox"/>	<input checked="" type="checkbox"/>	<input checked="" type="checkbox"/>	<input checked="" type="checkbox"/>	<input checked="" type="checkbox"/>	<input checked="" type="checkbox"/>

Civil society involvement in review of national maternal, newborn and child health programs: No Data

Financing:

- Total expenditure on health, per capita: 31 2014
- Government expenditure on health, per capita: 9 2014
- Out of pocket expenditure as % of total expenditure on health: 67% 2014
- General government expenditure on health as % of total government expenditure: 6% 2014
- ODA to RMNCH (US\$):

Total:	\$402 M 2015	Per capita:	\$2 2015
--------	--------------	-------------	----------

Service Delivery:

- Life Saving Commodities in Essential Medicine List:

Reproductive Health	2	Maternal Health	3	Newborn Health	2	Child Health	3
<ul style="list-style-type: none"> 1. Female Condom 2. Contraceptive Implants 3. Emergency Contraception 		<ul style="list-style-type: none"> 1. Oxytocin 2. Misoprostol 3. Magnesium sulfate 		<ul style="list-style-type: none"> 1. Injectable Antibiotics 2. Antenatal Corticosteroids 3. Chlorhexidine 4. Resuscitation equipment: Self-inflating bag 		<ul style="list-style-type: none"> 1. Amoxicillin 2. Oral Rehydration Salts 3. Zinc 	
- National availability of functional Emergency Obstetric Care (% of recommended minimum): -
- Density of skilled health professionals (per 10,000 population): 6.0 2012
- Midwives authorized for specific tasks:

<input checked="" type="checkbox"/> Parenteral antibiotics	<input checked="" type="checkbox"/> Parenteral oxytocin	<input checked="" type="checkbox"/> Parenteral anti-coagulants	<input checked="" type="checkbox"/> Manual removal of placenta	<input checked="" type="checkbox"/> Removal of retained products of conception	<input checked="" type="checkbox"/> Assisted vaginal delivery	<input checked="" type="checkbox"/> Newborn resuscitation
--	---	--	--	--	---	---