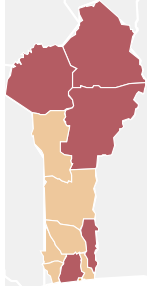


CCI Country Score: 52%



Composite Coverage Index

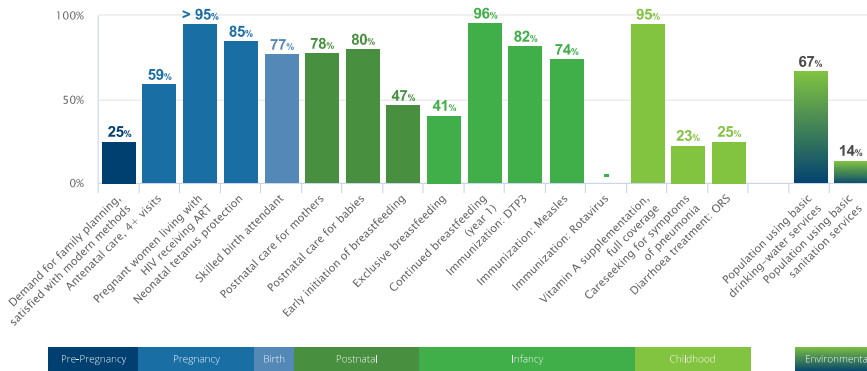


Demographics

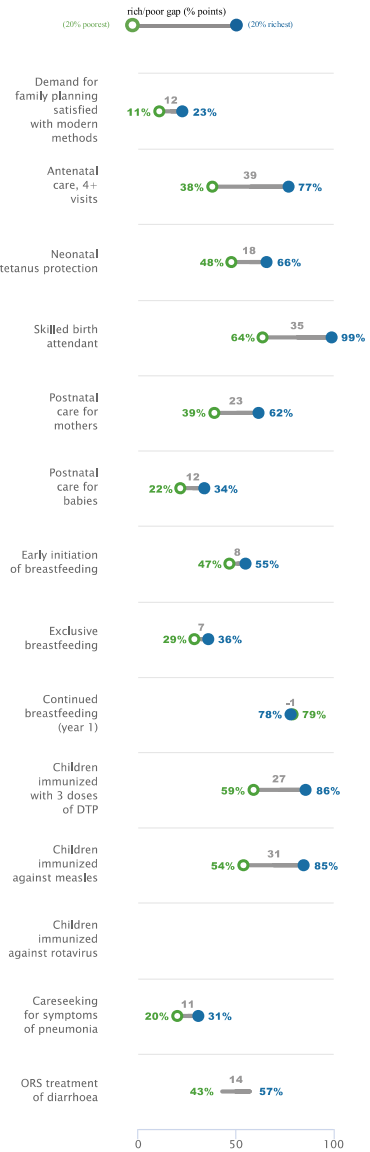
Total Population (000)	10,872	2016	Birth registration	85%	2014
Total under 5 population (000)	1,775	2016	Total maternal deaths	1,600	2015
Total adolescent (10-19) population (000)	2,503	2016	Lifetime risk of maternal deaths (1 in N)	51	2015
Secondary completion rate (upper, females)	9%	2016	Stillbirth rate (per 1000 total births)	30	2015
Total Births (000)	403	2016	Neonatal deaths, as % of all <5 deaths	32%	2015
Total fertility rate (births per woman)	5	2016	Total under 5 deaths (000)	38	2016
Adolescent (15-19 years) birth rate (births per 1000 girls)	98	2009	Adolescent (10-19) mortality rate (per 100,000), by sex	204 girls 193 boys	2015

Continuum of Care Coverage

Percentage of those in need receiving coverage of key interventions across the continuum of care



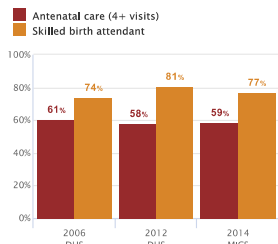
Equity



Maternal & Newborn Health

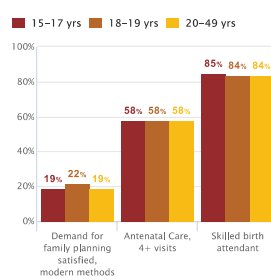
Pregnancy and Delivery Care

Percent women aged 15-49 years with:

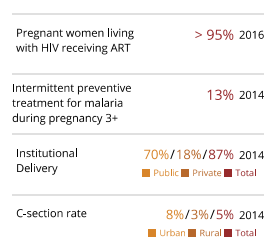


More years of data may be available on the dashboard.

Adolescent Reproductive and Maternal Health



Additional Maternal and Neonatal Health Interventions



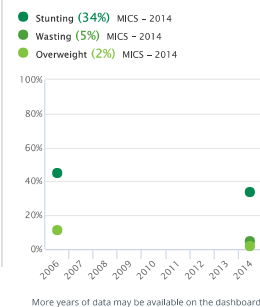
Women's & Children's Nutrition

Essential Nutrition Indicators

Prevalence of anemia in women aged 15-49	47%	2016
Women of reproductive age, short stature	2%	2011
Women (20+) with BMI <18.5 kg/m2 (thinness)	8%	2016
BMI 25-30 kg/m2 (overweight)	24%	2016
BMI > 30 kg/m2 (obese)	15%	2016
Iron/folic acid supplementation during pregnancy	29%	2011
Low birth weight prevalence	15%	2006
Vitamin A supplementation, full coverage	95%	2015
Minimum dietary diversity	25%	2014

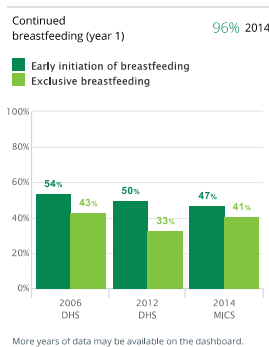
Child Nutritional Status

Percent children under 5 with moderate and severe:



More years of data may be available on the dashboard.

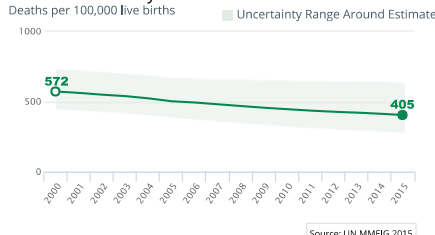
Breastfeeding Practices



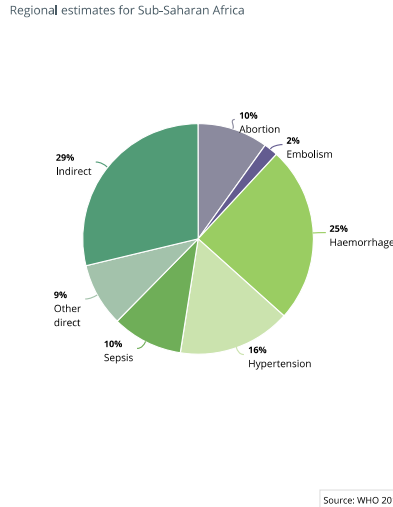
More years of data may be available on the dashboard.

Demographics

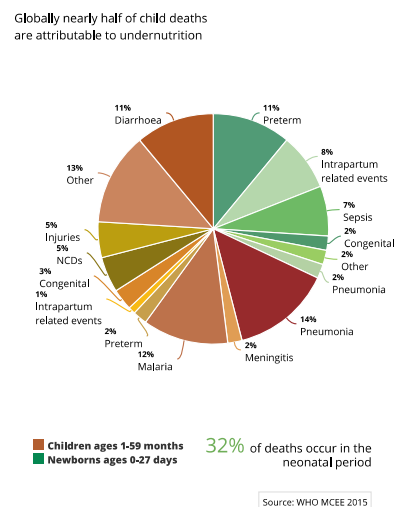
Maternal Mortality Ratio



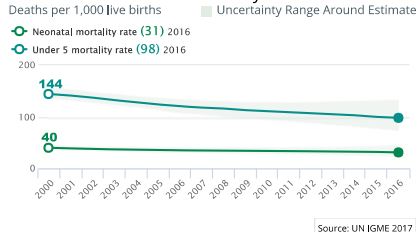
Causes of Maternal Death - 2014



Causes of Death Under-Five - 2015

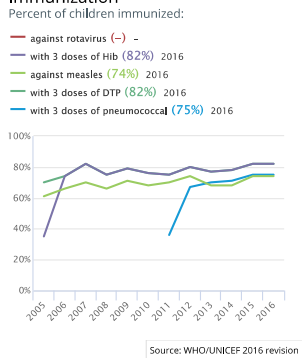


Neonatal & Under-five Mortality Rate

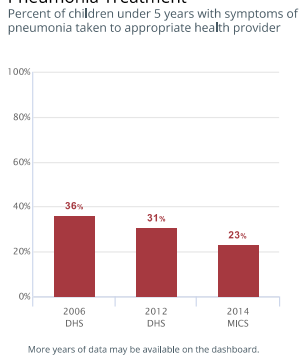


Child Health

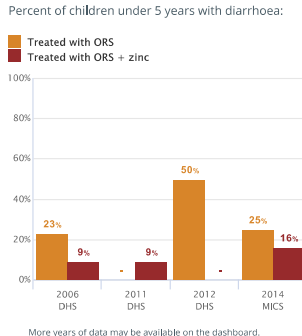
Immunization



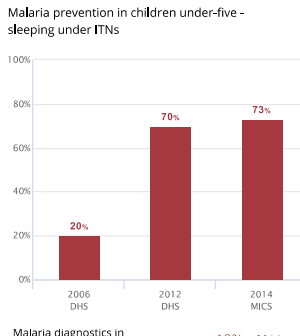
Pneumonia Treatment



Diarrhoeal Disease Treatment

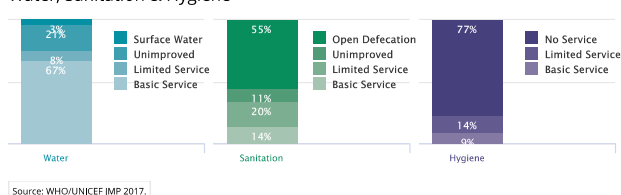


Malaria Prevention & Treatment



Environmental

Water, Sanitation & Hygiene



Policies, Systems & Financing

Legislative Policies

Family planning for adolescents without spousal or parental consent	Yes
Legal status of abortion	<ul style="list-style-type: none"> to save a woman's life: Yes to preserve physical health: Yes to preserve mental health: Yes for economic & social reason: No on request: No in case of rape or incest: Yes in case of foetal impairment: Yes
Maternity protection (Convention 183)	Yes
International code of marketing of breastmilk substitutes	Yes
Legislation on food fortification	<ul style="list-style-type: none"> Wheat: Mandatory Maize: No fortification Rice: No fortification
Governance	<ul style="list-style-type: none"> Costed national implementation plan(s) for maternal, newborn and child health available: Yes (Maternal), Yes (Newborn), Yes (Child) Maternal Death Review 2014: <ul style="list-style-type: none"> A national policy to notify all maternal deaths: Yes A national policy to review all maternal deaths: Yes A national maternal death review committee: Yes A subnational maternal death review committee: Yes Both national and subnational maternal death review committees: Yes At least biannual meetings of the national maternal death review committee: No

Civil society involvement in review of national maternal, newborn and child health programs	No Data
Financing	<ul style="list-style-type: none"> Total expenditure on health, per capita: 38 2014 Government expenditure on health, per capita: 19 2014 Out of pocket expenditure as % of total expenditure on health: 39% 2014 General government expenditure on health as % of total government expenditure: 10% 2014 ODA to RMNCH (US\$): Total: \$79 M 2015, Per capita: \$8 2015
Service Delivery	<ul style="list-style-type: none"> Life Saving Commodities in Essential Medicine List: <ul style="list-style-type: none"> Reproductive Health: 3 <ul style="list-style-type: none"> 1. Female Condom 2. Contraceptive Implants 3. Emergency Contraception Maternal Health: 2 <ul style="list-style-type: none"> 1. Oxytocin 2. Misoprostol 3. Magnesium sulfate Newborn Health: 2 <ul style="list-style-type: none"> 1. Injectable Antibiotics 2. Antenatal Corticosteroids 3. Chlorhexidine 4. Resuscitation equipment: Self-inflating bag Child Health: 3 <ul style="list-style-type: none"> 1. Amoxicillin 2. Oral Rehydration Salts 3. Zinc National availability of functional Emergency Obstetric Care (% of recommended minimum): 29% 2016 Density of skilled health professionals (per 10,000 population): 7.5 2013 Midwives authorized for specific tasks: <ul style="list-style-type: none"> Parenteral antibiotics: Yes Parenteral oxytocin: Yes Parenteral anti-coagulants: Yes Manual removal of placenta: Yes Removal of retained products of conception: Yes Assisted vaginal delivery: Yes Newborn resuscitation: Yes