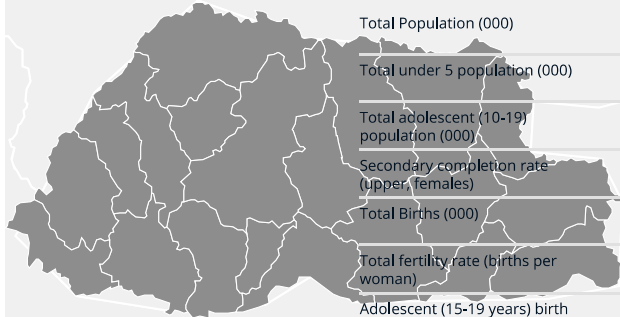


CCI Country Score: -

Demographics



Total Population (000)	798	2016
Total under 5 population (000)	70	2016
Total adolescent (10-19) population (000)	147	2016
Secondary completion rate (Upper, females)	18%	2016
Total Births (000)	14	2016
Total fertility rate (births per woman)	2.1	2016
Adolescent (15-19 years) birth rate (births per 1000 girls)	28	2012

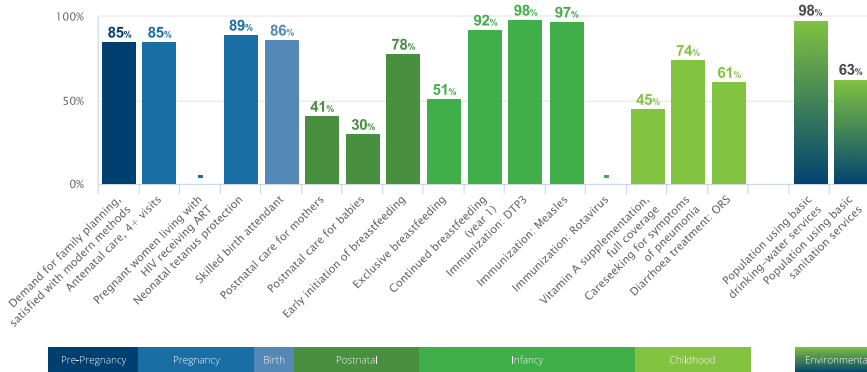
Birth registration	100%	2010
Total maternal deaths	20	2015
Lifetime risk of maternal deaths (1 in N)	310	2015
Stillbirth rate (per 1000 total births)	16	2015
Neonatal deaths, as % of all <5 deaths	55%	2015
Total under 5 deaths (000)	0	2016
Adolescent (10-19) mortality rate (per 100,000), by sex	118 girls 125 boys	2015

Composite Coverage Index

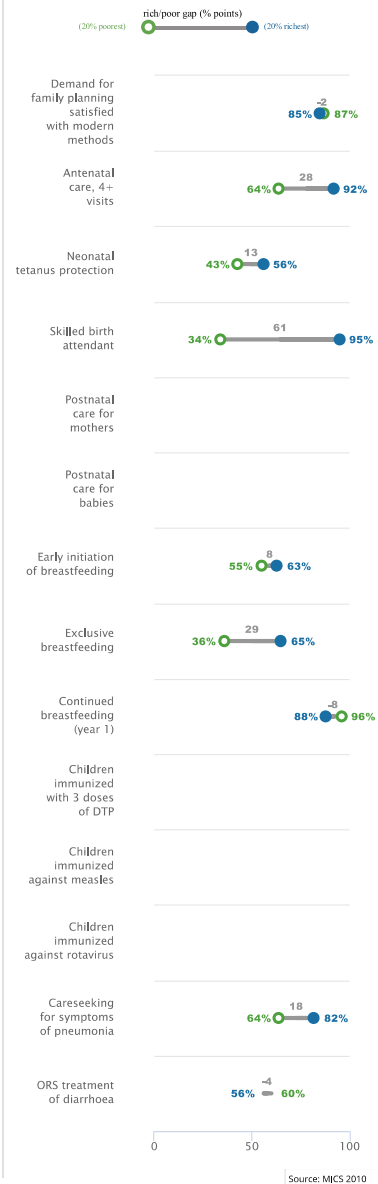


Continuum of Care Coverage

Percentage of those in need receiving coverage of key interventions across the continuum of care



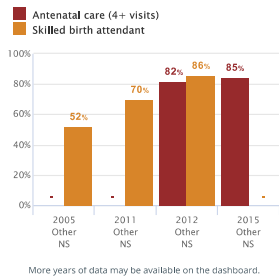
Equity



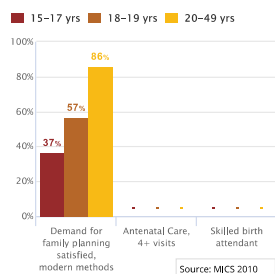
Maternal & Newborn Health

Pregnancy and Delivery Care

Percent women aged 15-49 years with:



Adolescent Reproductive and Maternal Health



Additional Maternal and Neonatal Health Interventions

Pregnant women living with HIV receiving ART	-
Intermittent preventive treatment for malaria during pregnancy 3+	-
Institutional Delivery	74% / <1% / 74% 2012 (Publ: Private: Total)
C-section rate	18% / 10% / 12% 2010 (Urban: Rural: Total)

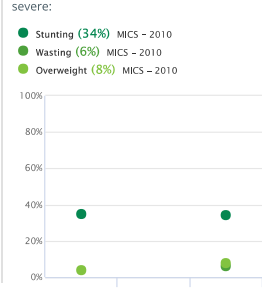
Women's & Children's Nutrition

Essential Nutrition Indicators

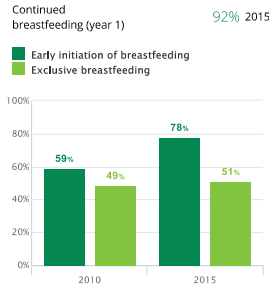
Prevalence of anemia in women aged 15-49	36%	2016
Women of reproductive age, short stature	-	-
Women (20+) with: BMI <18.5 kg/m2 (thinness)	10%	2016
BMI 25-30 kg/m2 (overweight)	22%	2016
BMI > 30 kg/m2 (obese)	9%	2016
Iron/folic acid supplementation during pregnancy	-	-
Low birth weight prevalence	10%	2010
Vitamin A supplementation, full coverage	45%	2013
Minimum dietary diversity	15%	2015

Child Nutritional Status

Percent children under 5 with moderate and severe:

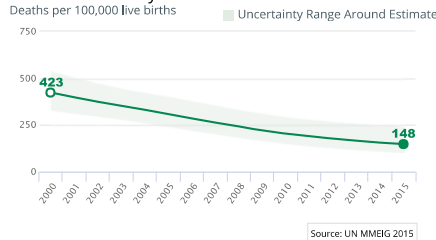


Breastfeeding Practices



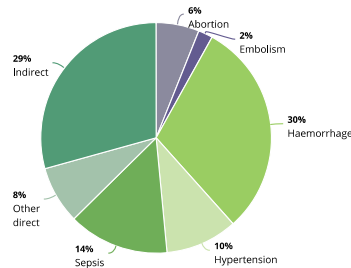
Demographics

Maternal Mortality Ratio



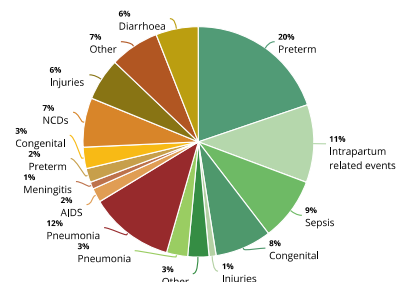
Causes of Maternal Death - 2014

Regional estimates for South Asia

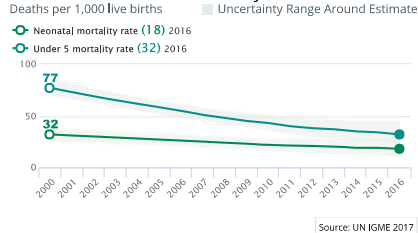


Causes of Death Under-Five - 2015

Globally nearly half of child deaths are attributable to undernutrition



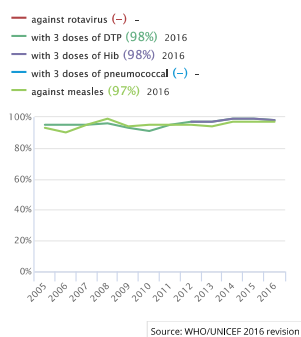
Neonatal & Under-five Mortality Rate



Child Health

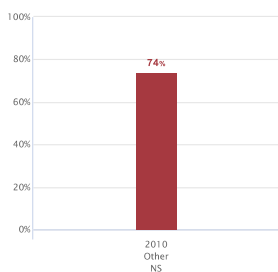
Immunization

Percent of children immunized:



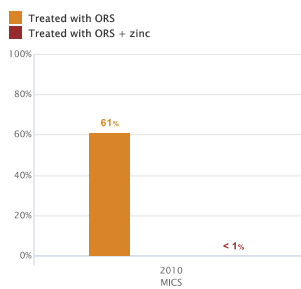
Pneumonia Treatment

Percent of children under 5 years with symptoms of pneumonia taken to appropriate health provider



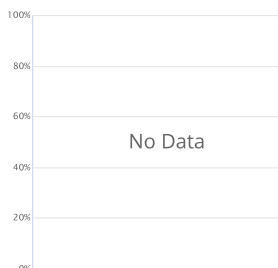
Diarrhoeal Disease Treatment

Percent of children under 5 years with diarrhoea:



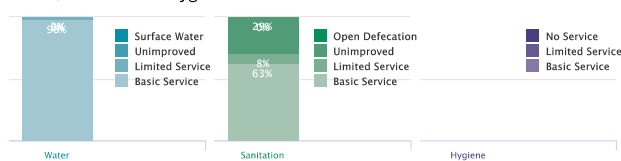
Malaria Prevention & Treatment

Malaria prevention in children under-five - sleeping under ITNs



Environmental

Water, Sanitation & Hygiene



Policies, Systems & Financing

Legislative Policies

Family planning for adolescents without spousal or parental consent	Yes						
Legal status of abortion	<input checked="" type="checkbox"/> to save a woman's life <input checked="" type="checkbox"/> to preserve physical health <input checked="" type="checkbox"/> to preserve mental health <input checked="" type="checkbox"/> for economic & social reason <input checked="" type="checkbox"/> on request <input checked="" type="checkbox"/> in case of rape or incest <input checked="" type="checkbox"/> in case of foetal impairment						
Maternity protection (Convention 183)	No Data						
International code of marketing of breastmilk substitutes	No						
Legislation on food fortification	Wheat: NO FORTIFICATION Maize: NO FORTIFICATION Rice: NO FORTIFICATION						
Governance	Costed national implementation plan(s) for maternal, newborn and child health available: <table border="1"> <tr> <td>MATERNAL</td> <td>NO</td> </tr> <tr> <td>NEWBORN</td> <td>NO</td> </tr> <tr> <td>CHILD</td> <td>NO</td> </tr> </table>	MATERNAL	NO	NEWBORN	NO	CHILD	NO
MATERNAL	NO						
NEWBORN	NO						
CHILD	NO						

Maternal Death Review 2016	<input checked="" type="checkbox"/> A national policy to notify all maternal deaths <input checked="" type="checkbox"/> A national policy to review all maternal deaths <input checked="" type="checkbox"/> A national maternal death review committee <input checked="" type="checkbox"/> A subnational maternal death review committee <input checked="" type="checkbox"/> Both national and subnational maternal death review committees <input checked="" type="checkbox"/> At least biannual meetings of the national maternal death review committee
----------------------------	--

Civil society involvement in review of national maternal, newborn and child health programs	Partial
---	---------

Financing	
Total expenditure on health, per capita	89 2016
Government expenditure on health, per capita	65 2016
Out of pocket expenditure as % of total expenditure on health	25% 2016
General government expenditure on health as % of total government expenditure	8% 2014
ODA to RMNCH (US\$)	Total: \$5 M 2015 Per capita: \$7 2015

Service Delivery							
Life Saving Commodities in Essential Medicine List:							
Reproductive Health	0	Maternal Health	3	Newborn Health	4	Child Health	3
1. Female Condom 2. Contraceptive Implants 3. Emergency Contraception		1. Oxytocin 2. Misoprostol 3. Magnesium sulfate		1. Injectable Antibiotics 2. Antenatal Corticosteroids 3. Chlorhexidine 4. Resuscitation equipment: Self-inflating bag		1. Amoxicillin 2. Oral Rehydration Salts 3. Zinc	

National availability of functional Emergency Obstetric Care (% of recommended minimum)	-
---	---

Density of skilled health professionals (per 10,000 population)	13.4 2014
---	-----------

Midwives authorized for specific tasks	<input checked="" type="checkbox"/> Parenteral antibiotics <input checked="" type="checkbox"/> Parenteral oxytocin <input checked="" type="checkbox"/> Parenteral anti-coagulants <input checked="" type="checkbox"/> Manual removal of placenta <input checked="" type="checkbox"/> Removal of retained products of conception <input checked="" type="checkbox"/> Assisted vaginal delivery <input checked="" type="checkbox"/> Newborn resuscitation
--	---