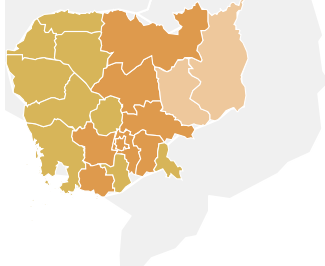


CCI Country Score: 69%



Composite Coverage Index

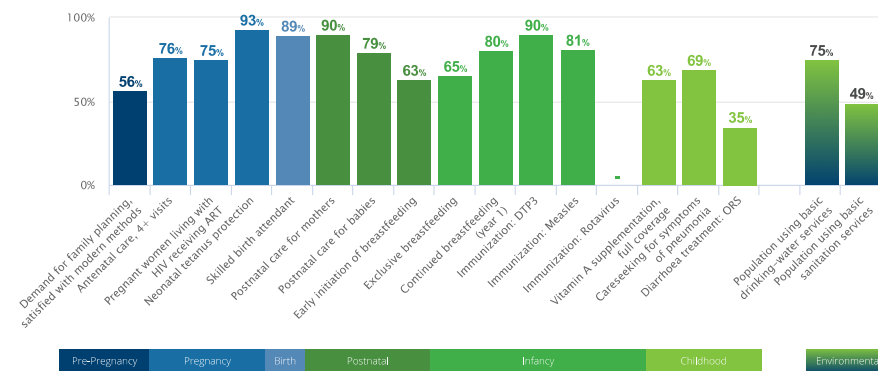


Demographics

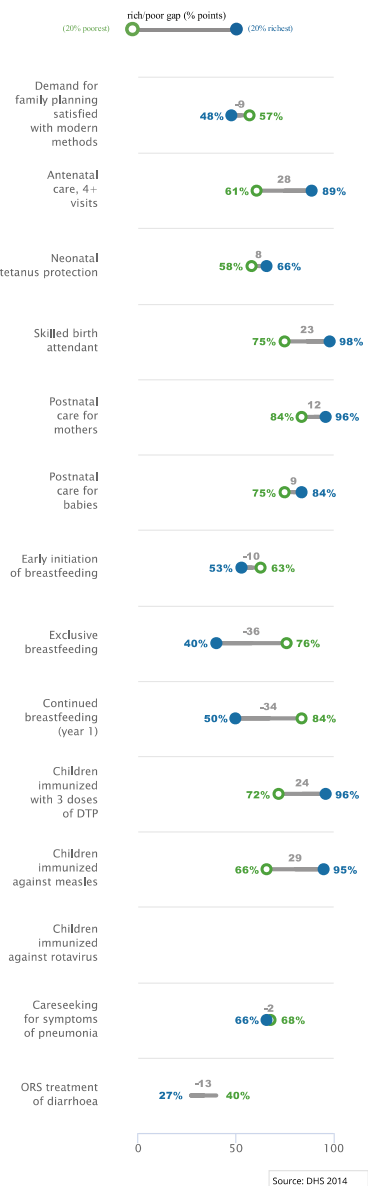
Total Population (000)	15,762	2016	Birth registration	73%	2014
Total under 5 population (000)	1,761	2016	Total maternal deaths	590	2015
Total adolescent (10-19) population (000)	3,033	2016	Lifetime risk of maternal deaths (1 in N)	210	2015
Secondary completion rate (upper, females)	20%	2016	Stillbirth rate (per 1000 total births)	12	2015
Total Births (000)	367	2016	Neonatal deaths, as % of all <5 deaths	51%	2015
Total fertility rate (births per woman)	2.6	2016	Total under 5 deaths (000)	11	2016
Adolescent (15-19 years) birth rate (births per 1000 girls)	57	2013	Adolescent (10-19) mortality rate (per 100,000), by sex	106 girls 142 boys	2015

Continuum of Care Coverage

Percentage of those in need receiving coverage of key interventions across the continuum of care

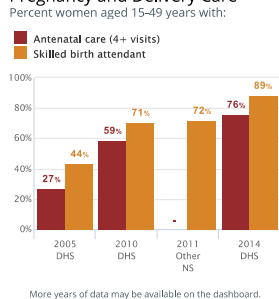


Equity

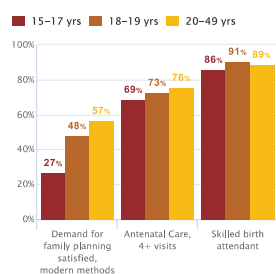


Maternal & Newborn Health

Pregnancy and Delivery Care



Adolescent Reproductive and Maternal Health



Additional Maternal and Neonatal Health Interventions

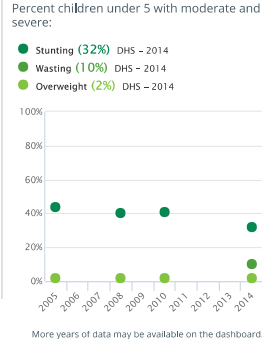
Pregnant women living with HIV receiving ART	75%	2016
Intermittent preventive treatment for malaria during pregnancy 3+	0%	2010
Institutional Delivery	69%/14%/83%	2014
C-section rate	14%/5%/6%	2014

Women's & Children's Nutrition

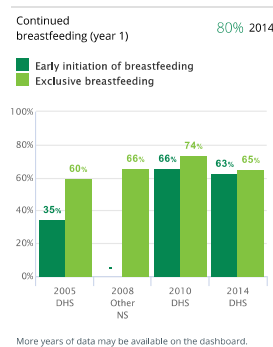
Essential Nutrition Indicators

Prevalence of anemia in women aged 15-49	47%	2016
Women of reproductive age, short stature	5%	2014
Women (20+) with: BMI <18.5 kg/m2 (thinness)	14%	2016
BMI 25-30 kg/m2 (overweight)	20%	2016
BMI > 30 kg/m2 (obese)	5%	2016
Iron/folic acid supplementation during pregnancy	76%	2014
Low birth weight prevalence	11%	2010
Vitamin A supplementation, full coverage	63%	2015
Minimum dietary diversity	48%	2014

Child Nutritional Status



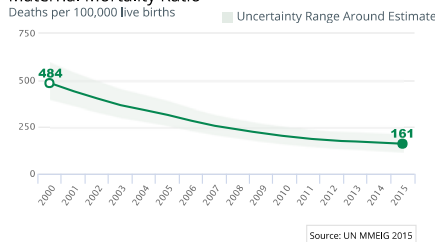
Breastfeeding Practices



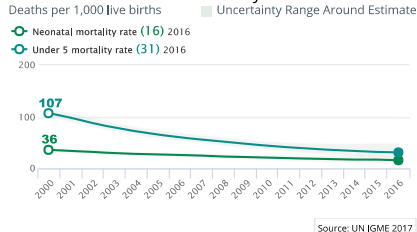
More information about indicator sources, definitions, and other details can be found in the Countdown report annexes: countdown2030.org/annexes

Demographics

Maternal Mortality Ratio

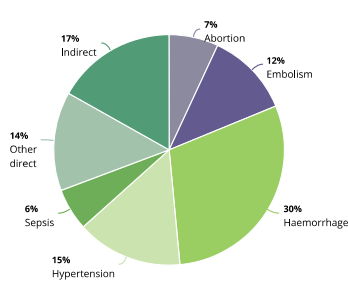


Neonatal & Under-five Mortality Rate



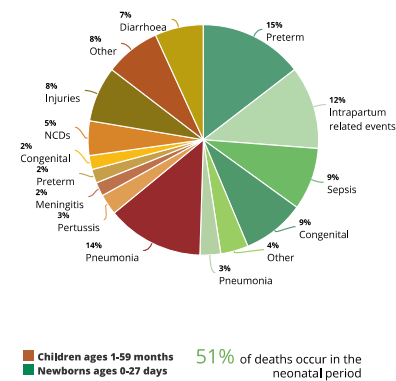
Causes of Maternal Death - 2014

Regional estimates for South-eastern Asia



Causes of Death Under-Five - 2015

Globally nearly half of child deaths are attributable to undernutrition

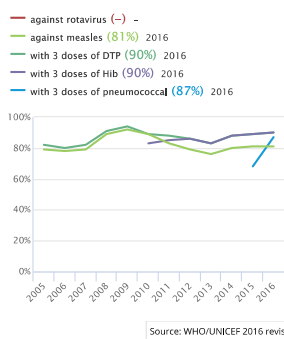


Children ages 1-59 months: 51% of deaths occur in the neonatal period

Child Health

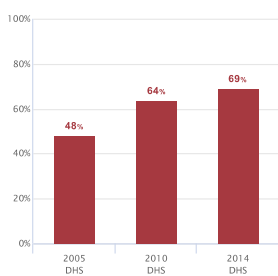
Immunization

Percent of children immunized:



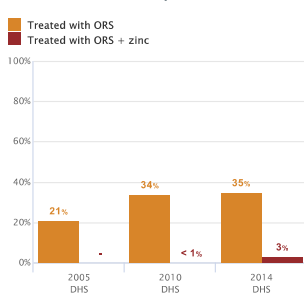
Pneumonia Treatment

Percent of children under 5 years with symptoms of pneumonia taken to appropriate health provider



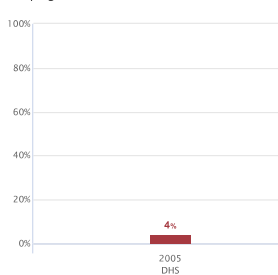
Diarrhoeal Disease Treatment

Percent of children under 5 years with diarrhoea:



Malaria Prevention & Treatment

Malaria prevention in children under-five - sleeping under ITNs

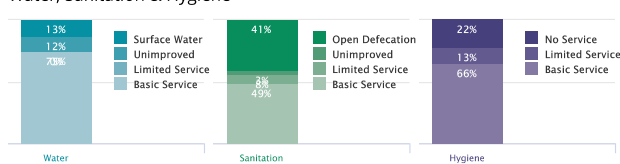


Malaria diagnostics in children under-five: Low Risk

Population sleeping under ITN or sleeping in a house sprayed by IRS: 3% 2005

Environmental

Water, Sanitation & Hygiene



Policies, Systems & Financing

Legislative Policies

Family planning for adolescents without spousal or parental consent	Yes
Legal status of abortion	<ul style="list-style-type: none"> to save a woman's life: Yes to preserve physical health: Yes to preserve mental health: Yes for economic & social reason: Yes on request: Yes in case of rape or incest: Yes in case of foetal impairment: Yes
Maternity protection (Convention 183)	No
International code of marketing of breastmilk substitutes	Partial
Legislation on food fortification	<ul style="list-style-type: none"> Wheat: NO FORTIFICATION Maize: NO FORTIFICATION Rice: NO FORTIFICATION
Governance	<ul style="list-style-type: none"> Costed national implementation plan(s) for maternal, newborn and child health available: No (MATERNAL), No (NEWBORN), No (CHILD) Maternal Death Review 2016: <ul style="list-style-type: none"> A national policy to notify all maternal deaths: Yes A national policy to review all maternal deaths: Yes A national maternal death review committee: Yes A subnational maternal death review committee: Yes Both national and subnational maternal death review committees: Yes At least biannual meetings of the national maternal death review committee: Yes

Civil society involvement in review of national maternal, newborn and child health programs	Yes
Financing	<ul style="list-style-type: none"> Total expenditure on health, per capita: 61 2016 Government expenditure on health, per capita: 14 2016 Out of pocket expenditure as % of total expenditure on health: 74% 2016 General government expenditure on health as % of total government expenditure: 6% 2014 ODA to RMNCH (US\$): Total: \$130 M 2015, Per capita: \$8 2015

Service Delivery

Life Saving Commodities in Essential Medicine List:	
Reproductive Health	0
Maternal Health	3
Newborn Health	3
Child Health	3
National availability of functional Emergency Obstetric Care (% of recommended minimum)	-
Density of skilled health professionals (per 10,000 population)	11.2 2013
Midwives authorized for specific tasks	<ul style="list-style-type: none"> Parenteral antibiotics: Yes Parenteral oxytocin: Yes Parenteral anti-coagulants: Yes Manual removal of placenta: Yes Removal of retained products of conception: Yes Assisted vaginal delivery: Yes Newborn resuscitation: Yes