

CCI Country Score: 35%

Demographics

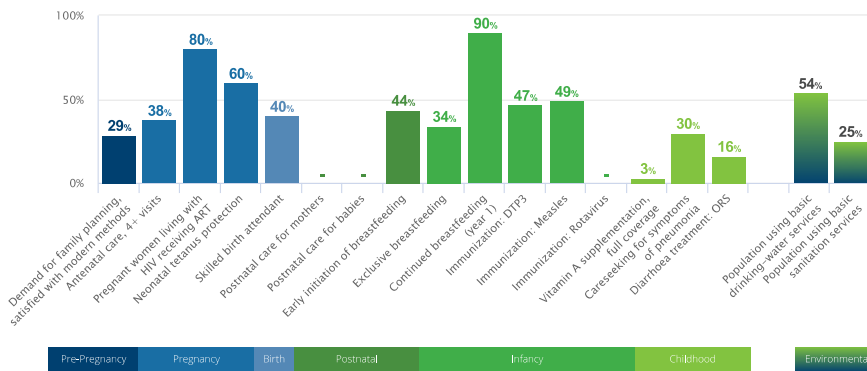
Total Population (000)	4,595	2016	Birth registration	61%	2010
Total under 5 population (000)	730	2016	Total maternal deaths	1,400	2015
Total adolescent (10-19) population (000)	1,132	2016	Lifetime risk of maternal deaths (1 in N)	27	2015
Secondary completion rate (upper females)	5%	2016	Stillbirth rate (per 1000 total births)	34	2015
Total Births (000)	166	2016	Neonatal deaths, as % of all <5 deaths	33%	2015
Total fertility rate (births per woman)	4.9	2016	Total under 5 deaths (000)	20	2016
Adolescent (15-19 years) birth rate (births per 1000 girls)	229	2009	Adolescent (10-19) mortality rate (per 100,000), by sex	325 girls 398 boys	2015

Composite Coverage Index

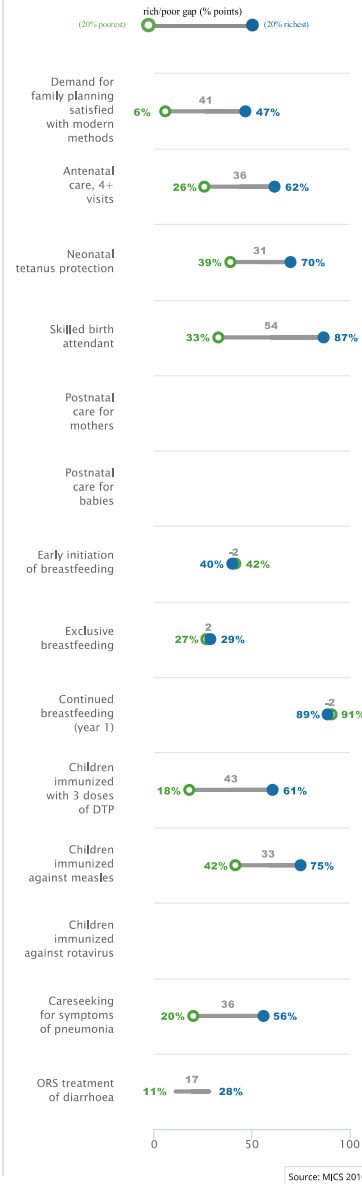


Continuum of Care Coverage

Percentage of those in need receiving coverage of key interventions across the continuum of care



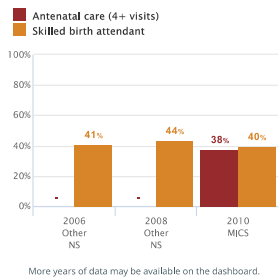
Equity



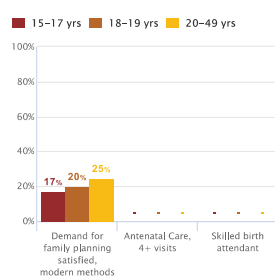
Maternal & Newborn Health

Pregnancy and Delivery Care

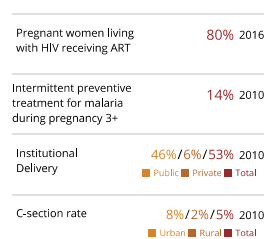
Percent women aged 15-49 years with:



Adolescent Reproductive and Maternal Health



Additional Maternal and Neonatal Health Interventions



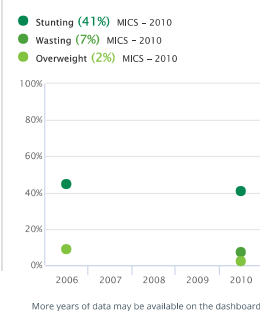
Women's & Children's Nutrition

Essential Nutrition Indicators

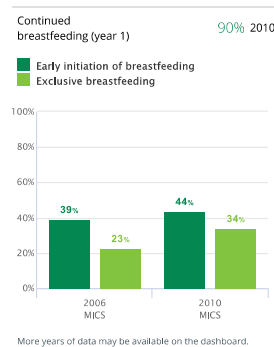
Prevalence of anemia in women aged 15-49	46%	2016
Women of reproductive age, short stature	-	-
Women (20+) with: BMI <18.5 kg/m2 (thinness)	12%	2016
BMI 25-30 kg/m2 (overweight)	23%	2016
BMI > 30 kg/m2 (obese)	11%	2016
Iron/folic acid supplementation during pregnancy	-	-
Low birth weight prevalence	14%	2010
Vitamin A supplementation, full coverage	3%	2015
Minimum dietary diversity	-	-

Child Nutritional Status

Percent children under 5 with moderate and severe:



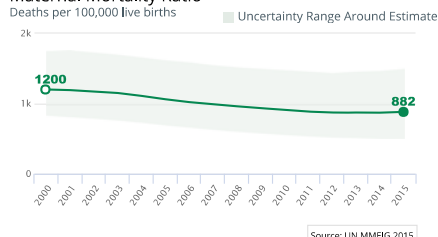
Breastfeeding Practices



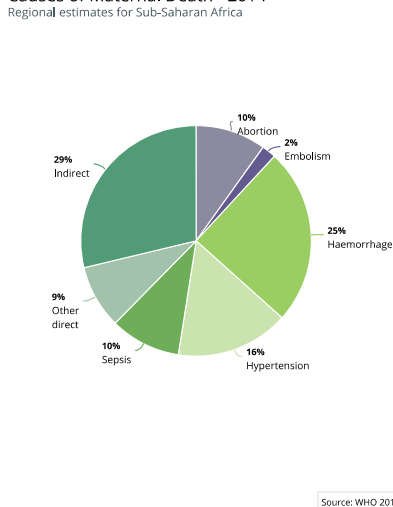
More information about indicator sources, definitions, and other details can be found in the Countdown report annexes: [countdown2030.org/annexes](http://countdown2030.org/annexes)

Demographics

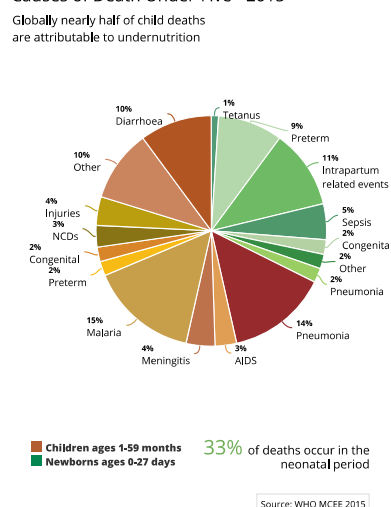
Maternal Mortality Ratio



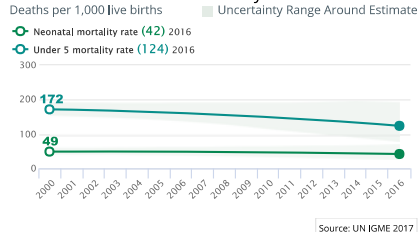
Causes of Maternal Death - 2014



Causes of Death Under-Five - 2015

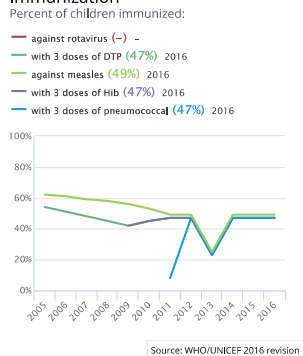


Neonatal & Under-five Mortality Rate

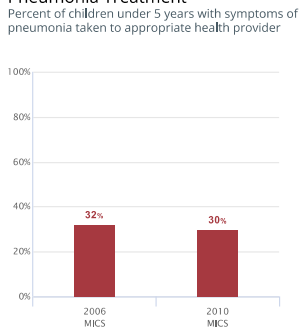


Child Health

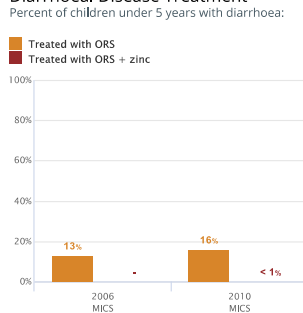
Immunization



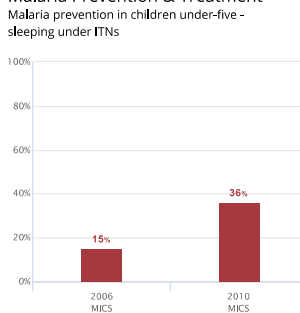
Pneumonia Treatment



Diarrhoeal Disease Treatment

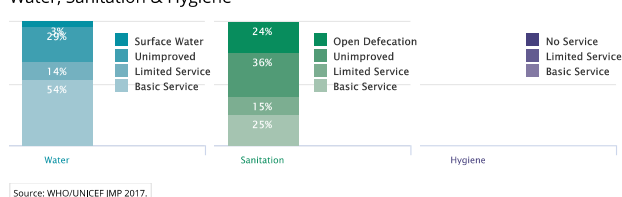


Malaria Prevention & Treatment



Environmental

Water, Sanitation & Hygiene



Policies, Systems & Financing

Legislative Policies

Family planning for adolescents without spousal or parental consent	No Data														
Legal status of abortion	<ul style="list-style-type: none"> <li>to save a woman's life: <input checked="" type="checkbox"/></li> <li>to preserve physical health: <input checked="" type="checkbox"/></li> <li>to preserve mental health: <input checked="" type="checkbox"/></li> <li>for economic &amp; social reason: <input checked="" type="checkbox"/></li> <li>on request: <input checked="" type="checkbox"/></li> <li>in case of rape or incest: <input checked="" type="checkbox"/></li> <li>in case of foetal impairment: <input checked="" type="checkbox"/></li> </ul>														
Maternity protection (Convention 183)	Partial														
International code of marketing of breastmilk substitutes	No Data														
Legislation on food fortification	<ul style="list-style-type: none"> <li>Wheat: NO FORTIFICATION</li> <li>Maize: NO FORTIFICATION</li> <li>Rice: NO FORTIFICATION</li> </ul>														
Governance	<ul style="list-style-type: none"> <li>Costed national implementation plan(s) for maternal, newborn and child health available:                             <table border="1"> <tr> <th></th> <th>MATERNAL</th> <th>NEWBORN</th> <th>CHILD</th> </tr> <tr> <td>Yes</td> <td>Yes</td> <td>Yes</td> <td>Yes</td> </tr> </table> </li> <li>Maternal Death Review 2014:                             <table border="1"> <tr> <td>A national policy to notify all maternal deaths: <input checked="" type="checkbox"/></td> <td>A national policy to review all maternal deaths: <input checked="" type="checkbox"/></td> <td>A national maternal death review committee: <input checked="" type="checkbox"/></td> <td>A subnational maternal death review committee: <input checked="" type="checkbox"/></td> <td>Both national and subnational maternal death review committees: <input checked="" type="checkbox"/></td> <td>At least biannual meetings of the national maternal death review committee: <input checked="" type="checkbox"/></td> </tr> </table> </li> </ul>		MATERNAL	NEWBORN	CHILD	Yes	Yes	Yes	Yes	A national policy to notify all maternal deaths: <input checked="" type="checkbox"/>	A national policy to review all maternal deaths: <input checked="" type="checkbox"/>	A national maternal death review committee: <input checked="" type="checkbox"/>	A subnational maternal death review committee: <input checked="" type="checkbox"/>	Both national and subnational maternal death review committees: <input checked="" type="checkbox"/>	At least biannual meetings of the national maternal death review committee: <input checked="" type="checkbox"/>
	MATERNAL	NEWBORN	CHILD												
Yes	Yes	Yes	Yes												
A national policy to notify all maternal deaths: <input checked="" type="checkbox"/>	A national policy to review all maternal deaths: <input checked="" type="checkbox"/>	A national maternal death review committee: <input checked="" type="checkbox"/>	A subnational maternal death review committee: <input checked="" type="checkbox"/>	Both national and subnational maternal death review committees: <input checked="" type="checkbox"/>	At least biannual meetings of the national maternal death review committee: <input checked="" type="checkbox"/>										

Civil society involvement in review of national maternal, newborn and child health programs	No Data
Financing	
Total expenditure on health, per capita	16 2014
Government expenditure on health, per capita	8 2014
Out of pocket expenditure as % of total expenditure on health	46% 2014
General government expenditure on health as % of total government expenditure	14% 2014
ODA to RMNCH (US\$)	Total: \$24 M 2015 Per capita: \$5 2015

Service Delivery

Life Saving Commodities in Essential Medicine List:	
Reproductive Health: 0	Maternal Health: 2
<ul style="list-style-type: none"> <li>1. Female Condom</li> <li>2. Contraceptive Implants</li> <li>3. Emergency Contraception</li> </ul>	<ul style="list-style-type: none"> <li>1. Oxytocin</li> <li>2. Misoprostol</li> <li>3. Magnesium sulfate</li> </ul>
	Newborn Health: 2
	<ul style="list-style-type: none"> <li>1. Injectable Antibiotics</li> <li>2. Antenatal Corticosteroids</li> <li>3. Chlorhexidine</li> <li>4. Resuscitation equipment: Self-inflating bag</li> </ul>
	Child Health: 2
	<ul style="list-style-type: none"> <li>1. Amoxicillin</li> <li>2. Oral Rehydration Salts</li> <li>3. Zinc</li> </ul>
National availability of functional Emergency Obstetric Care (% of recommended minimum)	-
Density of skilled health professionals (per 10,000 population)	3.0 2009
Midwives authorized for specific tasks	<ul style="list-style-type: none"> <li>Parenteral antibiotics: <input checked="" type="checkbox"/></li> <li>Parenteral oxytocin: <input checked="" type="checkbox"/></li> <li>Parenteral anti-coagulants: <input checked="" type="checkbox"/></li> <li>Manual removal of placenta: <input checked="" type="checkbox"/></li> <li>Removal of retained products of conception: <input checked="" type="checkbox"/></li> <li>Assisted vaginal delivery: <input checked="" type="checkbox"/></li> <li>Newborn resuscitation: <input checked="" type="checkbox"/></li> </ul>