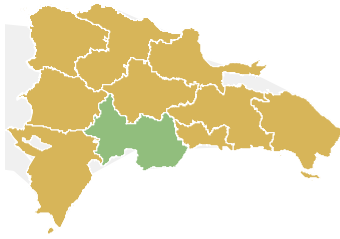


CCI Country Score: 78%

Demographics



Composite Coverage Index

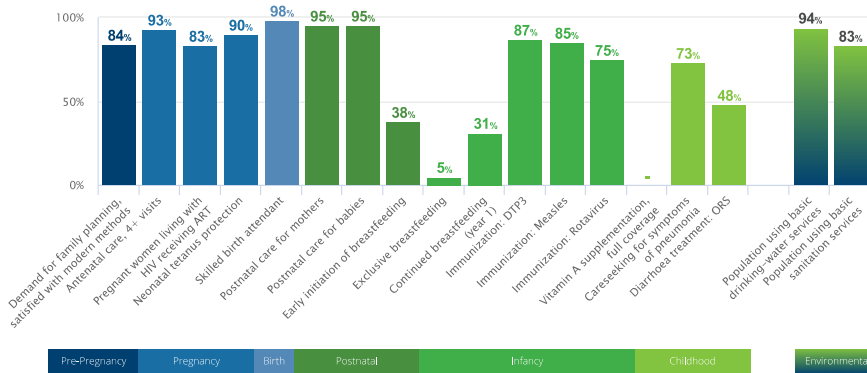


Total Population (000)	10,649	2016
Total under 5 population (000)	1,060	2016
Total adolescent (10-19) population (000)	2,015	2016
Secondary completion rate (upper, females)	66%	2016
Total Births (000)	215	2016
Total fertility rate (births per woman)	2.4	2016
Adolescent (15-19 years) birth rate (births per 1000 girls)	90	2011

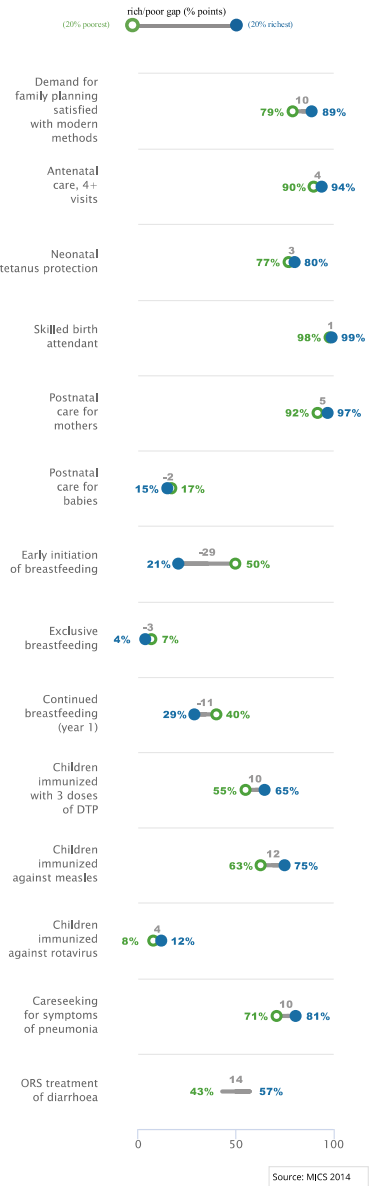
Birth registration	88%	2014
Total maternal deaths	200	2015
Lifetime risk of maternal deaths (1 in N)	400	2015
Stillbirth rate (per 1000 total births)	11	2015
Neonatal deaths, as % of all <5 deaths	70%	2015
Total under 5 deaths (000)	7	2016
Adolescent (10-19) mortality rate (per 100,000), by sex	45 girls 97 boys	2015

Continuum of Care Coverage

Percentage of those in need receiving coverage of key interventions across the continuum of care

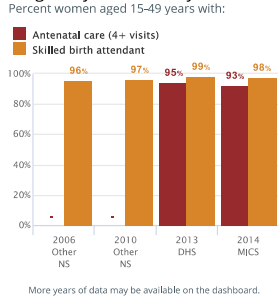


Equity

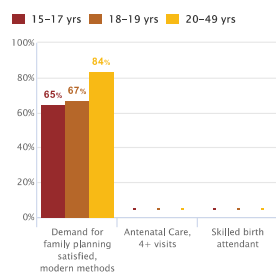


Maternal & Newborn Health

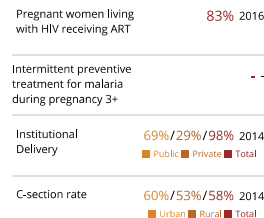
Pregnancy and Delivery Care



Adolescent Reproductive and Maternal Health



Additional Maternal and Neonatal Health Interventions

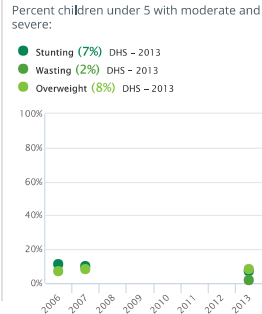


Women's & Children's Nutrition

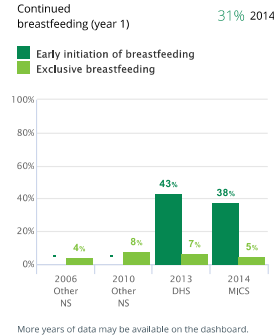
Essential Nutrition Indicators

Prevalence of anemia in women aged 15-49	30%	2016
Women of reproductive age, short stature	2%	2013
Women (20+) with: BMI <18.5 kg/m2 (thinness)	3%	2016
BMI 25-30 kg/m2 (overweight)	32%	2016
BMI > 30 kg/m2 (obese)	35%	2016
Iron/folic acid supplementation during pregnancy	82%	2013
Low birth weight prevalence	11%	2007
Vitamin A supplementation, full coverage	-	-
Minimum dietary diversity	69%	2014

Child Nutritional Status



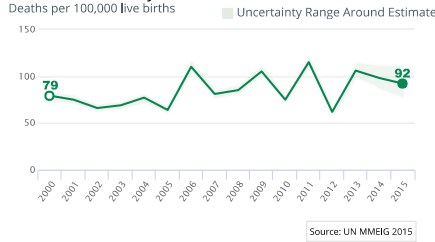
Breastfeeding Practices



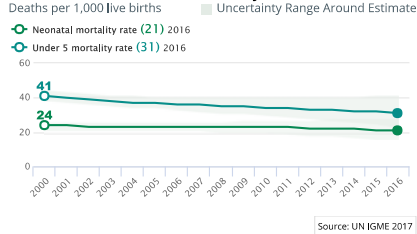
More information about indicator sources, definitions, and other details can be found in the Countdown report annexes: countdown2030.org/annexes

Demographics

Maternal Mortality Ratio

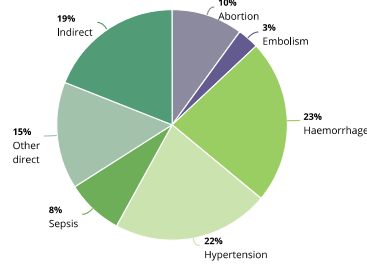


Neonatal & Under-five Mortality Rate



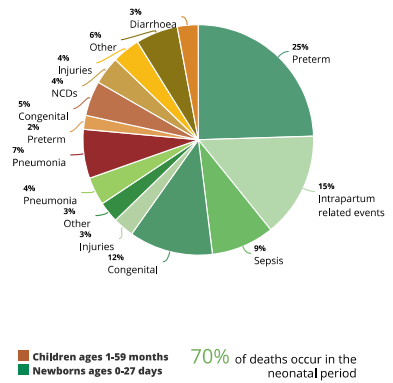
Causes of Maternal Death - 2014

Regional estimates for Latin America & Caribbean



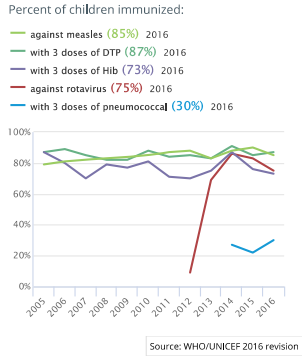
Causes of Death Under-Five - 2015

Globally nearly half of child deaths are attributable to undernutrition

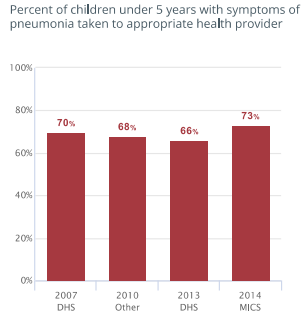


Child Health

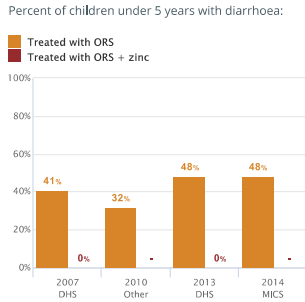
Immunization



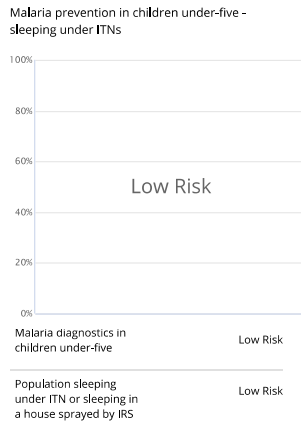
Pneumonia Treatment



Diarrhoeal Disease Treatment




Malaria Prevention & Treatment



Environmental

Water, Sanitation & Hygiene



Policies, Systems & Financing

Legislative Policies

Family planning for adolescents without spousal or parental consent	Yes
Legal status of abortion	<ul style="list-style-type: none"> to save a woman's life: <input checked="" type="checkbox"/> to preserve physical health: <input checked="" type="checkbox"/> to preserve mental health: <input checked="" type="checkbox"/> for economic & social reason: <input checked="" type="checkbox"/> on request: <input checked="" type="checkbox"/> in case of rape or incest: <input checked="" type="checkbox"/> in case of foetal impairment: <input checked="" type="checkbox"/>
Maternity protection (Convention 183)	No
International code of marketing of breastmilk substitutes	No
Legislation on food fortification	<ul style="list-style-type: none"> Wheat: MANDATORY Maize: VOLUNTARY Rice: NO FORTIFICATION
Governance	<ul style="list-style-type: none"> Costed national implementation plan(s) for maternal, newborn and child health available: No (MATERNAL), No (NEWBORN), No (CHILD) Maternal Death Review 2016: <ul style="list-style-type: none"> A national policy to notify all maternal deaths: <input checked="" type="checkbox"/> A national policy to review all maternal deaths: <input checked="" type="checkbox"/> A national maternal death review committee: <input checked="" type="checkbox"/> A subnational maternal death review committee: <input checked="" type="checkbox"/> Both national and subnational maternal death review committees: <input checked="" type="checkbox"/> At least biannual meetings of the national maternal death review committee: <input checked="" type="checkbox"/>

Civil society involvement in review of national maternal, newborn and child health programs	Partial
Financing	<ul style="list-style-type: none"> Total expenditure on health, per capita: 269 2016 Government expenditure on health, per capita: 180 2016 Out of pocket expenditure as % of total expenditure on health: 21% 2016 General government expenditure on health as % of total government expenditure: 17% 2014 ODA to RMNCH (US\$): Total: \$14 M 2015, Per capita: \$1 2015

Service Delivery	<ul style="list-style-type: none"> Life Saving Commodities in Essential Medicine List: <ul style="list-style-type: none"> Reproductive Health: 0 <ul style="list-style-type: none"> 1. Female Condom 2. Contraceptive Implants 3. Emergency Contraception Maternal Health: 3 <ul style="list-style-type: none"> 1. Oxytocin 2. Misoprostol 3. Magnesium sulfate Newborn Health: 4 <ul style="list-style-type: none"> 1. Injectable Antibiotics 2. Antenatal Corticosteroids 3. Chlorhexidine 4. Resuscitation equipment: Self-inflating bag Child Health: 1 <ul style="list-style-type: none"> 1. Amoxicillin 2. Oral Rehydration Salts 3. Zinc National availability of functional Emergency Obstetric Care (% of recommended minimum): - Density of skilled health professionals (per 10,000 population): 28.3 2011 Midwives authorized for specific tasks: <ul style="list-style-type: none"> Parenteral antibiotics Parenteral oxygen Parenteral anti-coagulants Manual removal of placenta Removal of retained products of conception Assisted vaginal delivery Newborn resuscitation
------------------	--