

CCI Country Score: -

Demographics

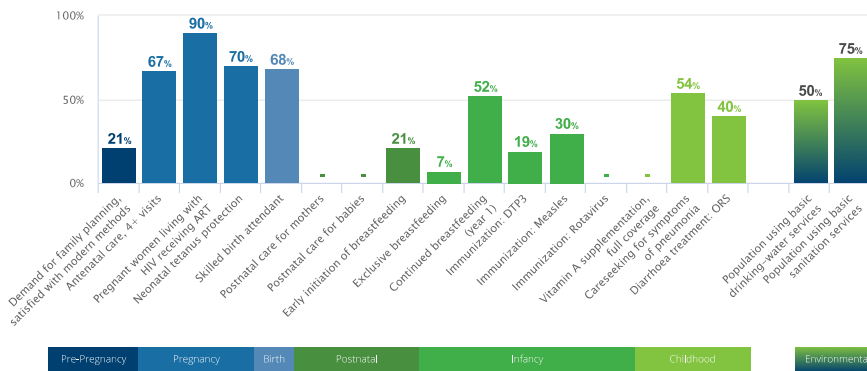
Total Population (000)	1,221	2016	Birth registration	54%	2011
Total under 5 population (000)	182	2016	Total maternal deaths	100	2015
Total adolescent (10-19) population (000)	231	2016	Lifetime risk of maternal deaths (1 in N)	61	2015
Secondary completion rate (upper, females)	-	-	Stillbirth rate (per 1000 total births)	16	2015
Total Births (000)	42	2016	Neonatal deaths, as % of all <5 deaths	36%	2015
Total fertility rate (births per woman)	4.7	2016	Total under 5 deaths (000)	4	2016
Adolescent (15-19 years) birth rate (births per 1000 girls)	177	2008	Adolescent (10-19) mortality rate (per 100,000), by sex	226 girls, 263 boys	2015

Composite Coverage Index



Continuum of Care Coverage

Percentage of those in need receiving coverage of key interventions across the continuum of care



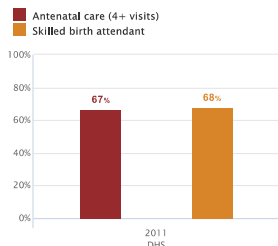
Equity



Maternal & Newborn Health

Pregnancy and Delivery Care

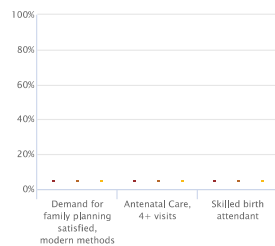
Percent women aged 15-49 years with:



More years of data may be available on the dashboard.

Adolescent Reproductive and Maternal Health

15-17 yrs 18-19 yrs 20-49 yrs



Additional Maternal and Neonatal Health Interventions

Pregnant women living with HIV receiving ART	90%	2016
Intermittent preventive treatment for malaria during pregnancy 3+	24%	2011
Institutional Delivery	59%/8%/67%	2011
C-section rate	9%/4%/77%	2011

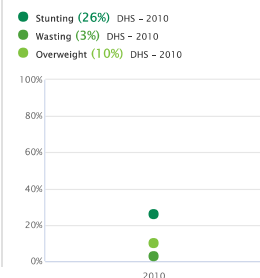
Women's & Children's Nutrition

Essential Nutrition Indicators

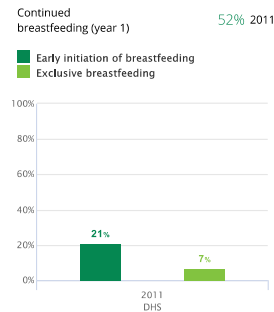
Prevalence of anemia in women aged 15-49	44%	2016
Women of reproductive age, short stature	-	-
Women (20+) with: BMI <18.5 kg/m2 (thinness)	10%	2016
BMI 25-30 kg/m2 (overweight)	24%	2016
BMI > 30 kg/m2 (obese)	13%	2016
Iron/folic acid supplementation during pregnancy	-	-
Low birth weight prevalence	-	-
Vitamin A supplementation, full coverage	-	-
Minimum dietary diversity	37%	2011

Child Nutritional Status

Percent children under 5 with moderate and severe:



Breastfeeding Practices

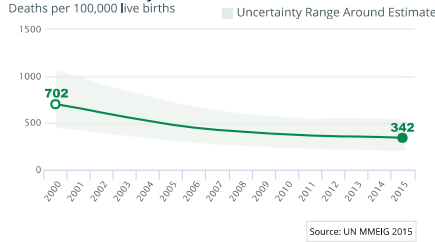


More years of data may be available on the dashboard.

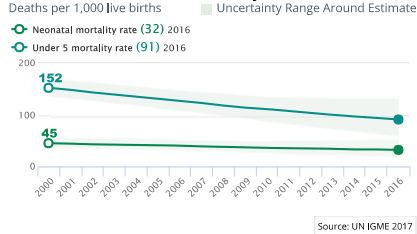
More information about indicator sources, definitions, and other details can be found in the Countdown report annexes: countdown2030.org/annexes

Demographics

Maternal Mortality Ratio

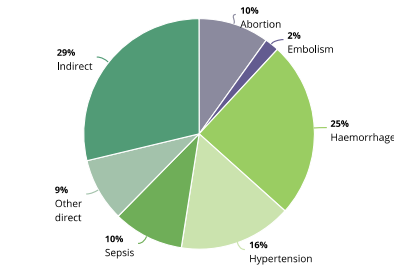


Neonatal & Under-five Mortality Rate



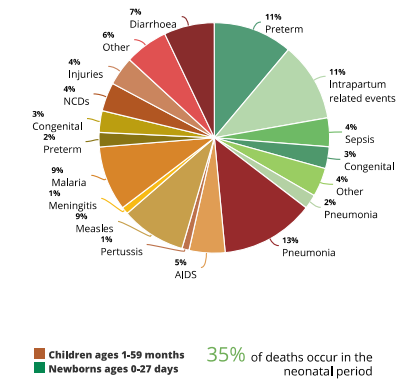
Causes of Maternal Death - 2014

Regional estimates for Sub-Saharan Africa



Causes of Death Under-Five - 2015

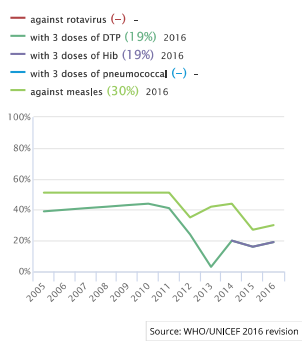
Globally nearly half of child deaths are attributable to undernutrition



Child Health

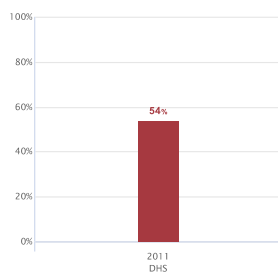
Immunization

Percent of children immunized:



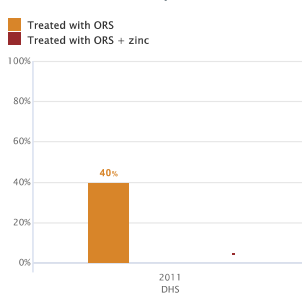
Pneumonia Treatment

Percent of children under 5 years with symptoms of pneumonia taken to appropriate health provider



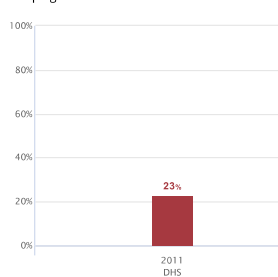
Diarrhoeal Disease Treatment

Percent of children under 5 years with diarrhoea:



Malaria Prevention & Treatment

Malaria prevention in children under-five - sleeping under ITNs

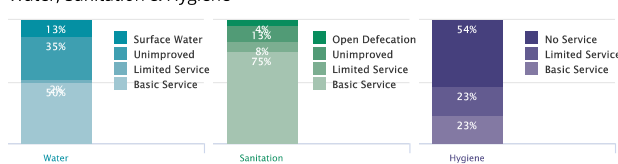


Malaria diagnostics in children under-five 46% 2011

Population sleeping under ITN or sleeping in a house sprayed by IRS

Environmental

Water, Sanitation & Hygiene



Policies, Systems & Financing

Legislative Policies

Family planning for adolescents without spousal or parental consent: Yes

Legal status of abortion:

- to save a woman's life: Yes
- to preserve physical health: Yes
- to preserve mental health: Yes
- for economic & social reason: No
- on request: No
- in case of rape or incest: No
- in case of foetal impairment: No

Maternity protection (Convention 183): Partial

International code of marketing of breastmilk substitutes: No Data

Legislation on food fortification:

- Wheat: No Fortification
- Maize: No Fortification
- Rice: No Fortification

Governance:

- Costed national implementation plan(s) for maternal, newborn and child health available: No (Maternal), No (Newborn), No (Child)
- Maternal Death Review 2014:
 - A national policy to notify all maternal deaths: Yes
 - A national policy to review all maternal deaths: Yes
 - A national maternal death review committee: No
 - A subnational maternal death review committee: No
 - Both national and subnational maternal death review committees: No
 - At least biannual meetings of the national maternal death review committee: No

Civil society involvement in review of national maternal, newborn and child health programs: No Data

Financing:

- Total expenditure on health, per capita: 663 2014
- Government expenditure on health, per capita: 511 2014
- Out of pocket expenditure as % of total expenditure on health: 20% 2014
- General government expenditure on health as % of total government expenditure: 7% 2014
- ODA to RMNCH (US\$): Total: \$2 M 2015, Per capita: \$2 2015

Service Delivery

Life Saving Commodities in Essential Medicine List:

Reproductive Health	0	Maternal Health	3	Newborn Health	2	Child Health	2
<ul style="list-style-type: none"> 1. Female Condom 2. Contraceptive Implants 3. Emergency Contraception 		<ul style="list-style-type: none"> 1. Oxytocin 2. Misoprostol 3. Magnesium sulfate 		<ul style="list-style-type: none"> 1. Injectable Antibiotics 2. Antenatal Corticosteroids 3. Chlorhexidine 4. Resuscitation equipment: Self-inflating bag 		<ul style="list-style-type: none"> 1. Amoxicillin 2. Oral Rehydration Salts 3. Zinc 	

National availability of functional Emergency Obstetric Care (% of recommended minimum): -

Density of skilled health professionals (per 10,000 population): -

Midwives authorized for specific tasks:

- Parenteral antibiotics: Yes
- Parenteral oxytocin: Yes
- Parenteral anti-coagulants: Yes
- Manual removal of placenta: Yes
- Removal of retained products of conception: Yes
- Assisted vaginal delivery: Yes
- Newborn resuscitation: Yes