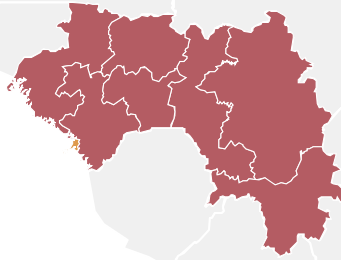


CCI Country Score: 41%



Composite Coverage Index

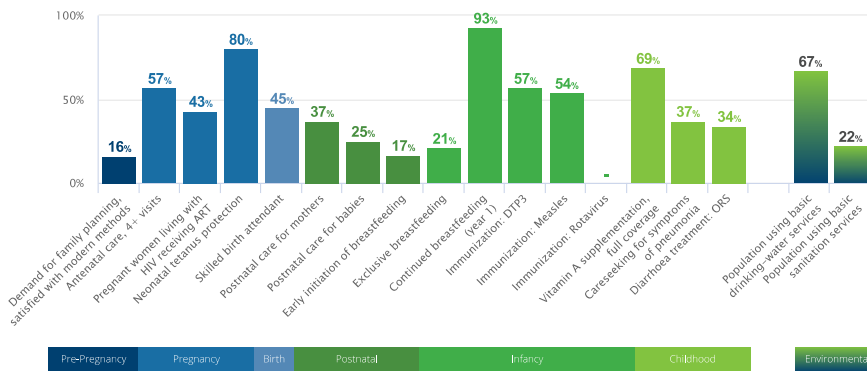


Demographics

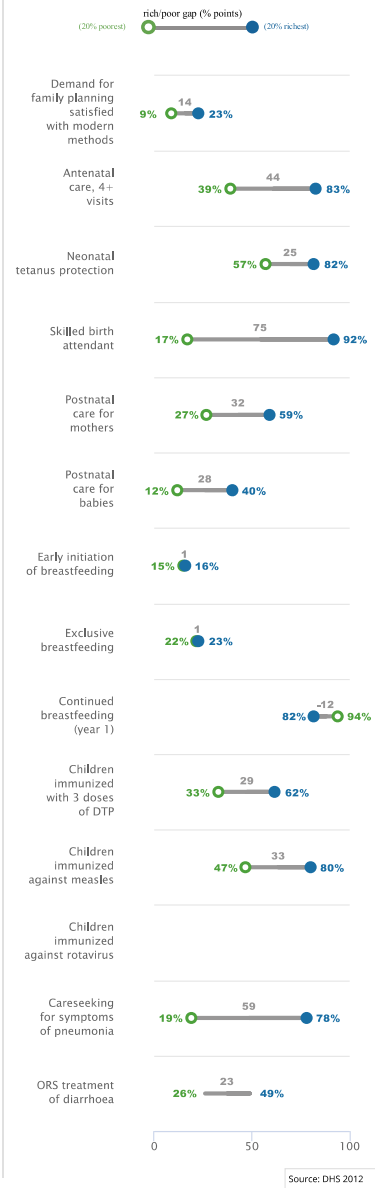
Total Population (000)	12,396	2016	Birth registration	58%	2012
Total under 5 population (000)	1,983	2016	Total maternal deaths	3,100	2015
Total adolescent (10-19) population (000)	2,854	2016	Lifetime risk of maternal deaths (1 in N)	29	2015
Secondary completion rate (upper, females)	10%	2016	Stillbirth rate (per 1000 total births)	21	2015
Total Births (000)	447	2016	Neonatal deaths, as % of all <5 deaths	34%	2015
Total fertility rate (births per woman)	4.9	2016	Total under 5 deaths (000)	39	2016
Adolescent (15-19 years) birth rate (births per 1000 girls)	154	2010	Adolescent (10-19) mortality rate (per 100,000), by sex	261 girls 250 boys	2015

Continuum of Care Coverage

Percentage of those in need receiving coverage of key interventions across the continuum of care

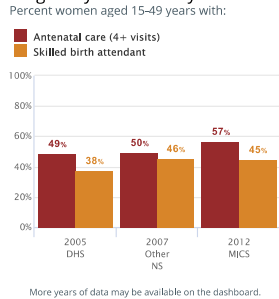


Equity

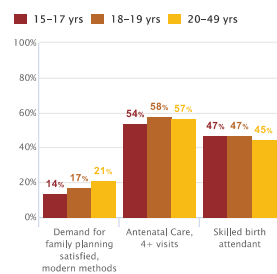


Maternal & Newborn Health

Pregnancy and Delivery Care



Adolescent Reproductive and Maternal Health



Additional Maternal and Neonatal Health Interventions

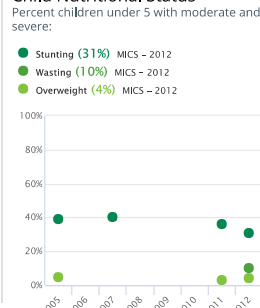
Pregnant women living with HIV receiving ART	43%	2016
Intermittent preventive treatment for malaria during pregnancy 3+	9%	2012
Institutional Delivery	36%/59%/40%	2012
C-section rate	6%/1%/2%	2012

Women's & Children's Nutrition

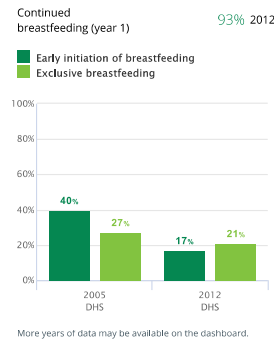
Essential Nutrition Indicators

Prevalence of anemia in women aged 15-49	51%	2016
Women of reproductive age, short stature	1%	2012
Women (20+) with BMI <18.5 kg/m2 (thinness)	10%	2016
BMI 25-30 kg/m2 (overweight)	23%	2016
BMI > 30 kg/m2 (obese)	12%	2016
Iron/folic acid supplementation during pregnancy	42%	2012
Low birth weight prevalence	12%	2005
Vitamin A supplementation, full coverage	69%	2015
Minimum dietary diversity	8%	2012

Child Nutritional Status



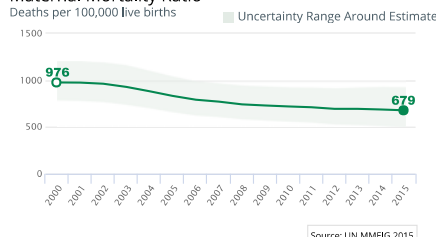
Breastfeeding Practices



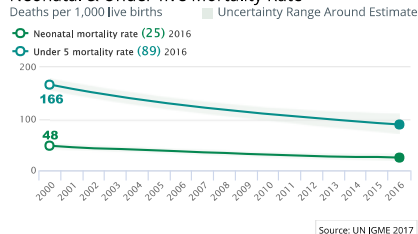
More information about indicator sources, definitions, and other details can be found in the Countdown report annexes: countdown2030.org/annexes

Demographics

Maternal Mortality Ratio

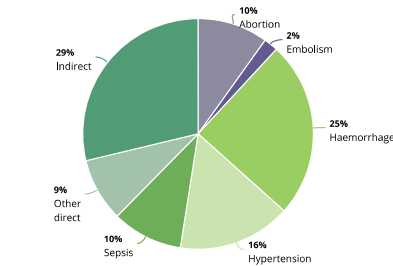


Neonatal & Under-five Mortality Rate



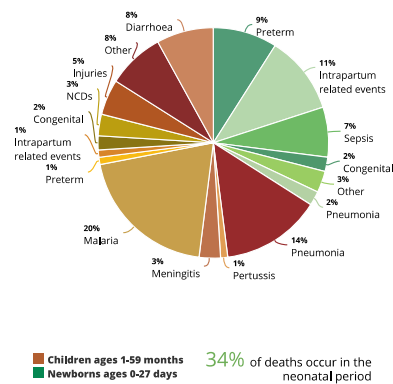
Causes of Maternal Death - 2014

Regional estimates for Sub-Saharan Africa



Causes of Death Under-Five - 2015

Globally nearly half of child deaths are attributable to undernutrition



Child Health

Immunization

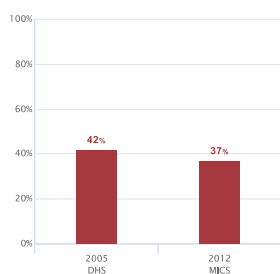
Percent of children immunized:

- against rotavirus (-)
- with 3 doses of DTP (57%) 2016
- with 3 doses of Hib (57%) 2016
- with 3 doses of pneumococcal (-)
- against measles (54%) 2016



Pneumonia Treatment

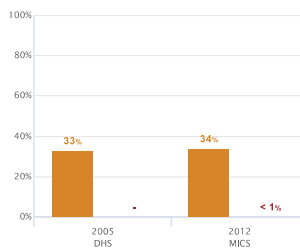
Percent of children under 5 years with symptoms of pneumonia taken to appropriate health provider



Diarrhoeal Disease Treatment

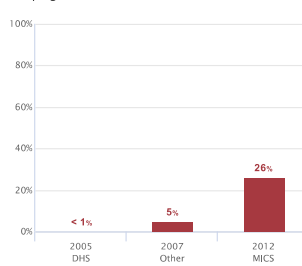
Percent of children under 5 years with diarrhoea:

- Treated with ORS
- Treated with ORS + zinc



Malaria Prevention & Treatment

Malaria prevention in children under-five - sleeping under ITNs

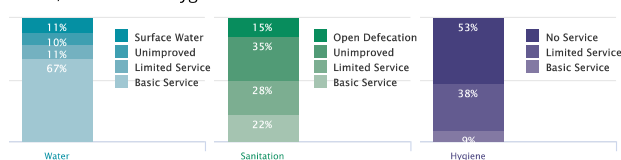


Malaria diagnostics in children under-five 9% 2012

Population sleeping under ITN or sleeping in a house sprayed by IRS 64% 2016

Environmental

Water, Sanitation & Hygiene



Policies, Systems & Financing

Legislative Policies

Family planning for adolescents without spousal or parental consent

Yes

Legal status of abortion

- to save a woman's life
- to preserve physical health
- to preserve mental health
- for economic & social reason
- on request
- in case of rape or incest
- in case of foetal impairment

Maternity protection (Convention 183)

Partial

International code of marketing of breastmilk substitutes

Partial

Legislation on food fortification

- Wheat: MANDATORY
- Maize: NO FORTIFICATION
- Rice: NO FORTIFICATION

Governance

Costed national implementation plan(s) for maternal, newborn and child health available

No Data (MATERNAL), No Data (NEWBORN), No Data (CHILD)

Maternal Death Review 2014

- A national policy to notify all maternal deaths
- A national policy to review all maternal deaths
- A national maternal death review committee
- A subnational maternal death review committee
- Both national and subnational maternal death review committees
- At least biannual meetings of the national maternal death review committee

Civil society involvement in review of national maternal, newborn and child health programs

No Data

Financing

Total expenditure on health, per capita 30 2014

Government expenditure on health, per capita 15 2014

Out of pocket expenditure as % of total expenditure on health 45% 2014

General government expenditure on health as % of total government expenditure 9% 2014

ODA to RMNCH (US\$) Total: \$123 M 2015 Per capita: \$10 2015

Service Delivery

Life Saving Commodities in Essential Medicine List:

- Reproductive Health: 3 (1. Female Condom, 2. Contraceptive Implants, 3. Emergency Contraception)
- Maternal Health: 3 (1. Oxytocin, 2. Misoprostol, 3. Magnesium sulfate)
- Newborn Health: 2 (1. Injectable Antibiotics, 2. Antenatal Corticosteroids, 3. Chlorhexidine, 4. Resuscitation equipment: Self-inflating bag)
- Child Health: 3 (1. Amoxicillin, 2. Oral Rehydration Salts, 3. Zinc)

National availability of functional Emergency Obstetric Care (% of recommended minimum)

13% 2013

Density of skilled health professionals (per 10,000 population)

-

Midwives authorized for specific tasks

- Parenteral antibiotics
- Parenteral oxytocin
- Parenteral anti-coagulants
- Manual removal of placenta
- Removal of retained products of conception
- Assisted vaginal delivery
- Newborn resuscitation