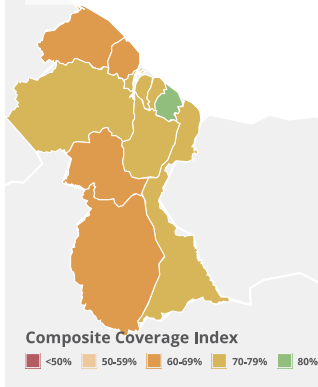


CCI Country Score: 74%

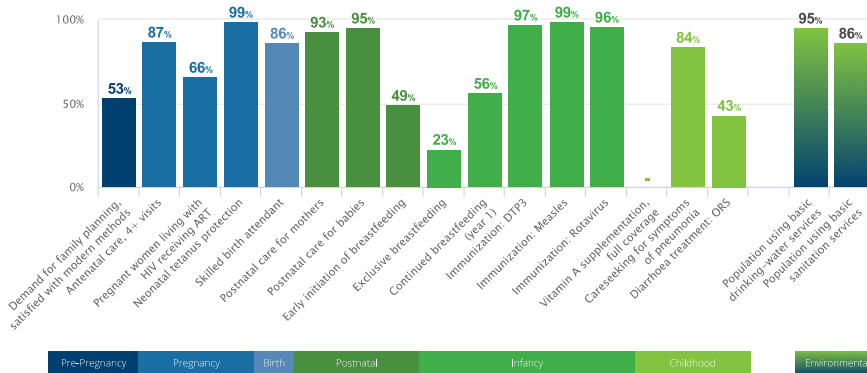


Demographics

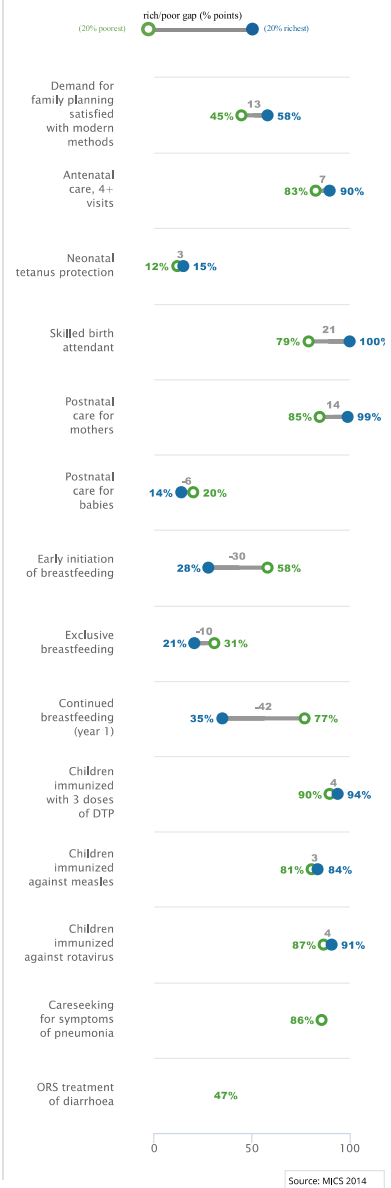
Total Population (000)	773	2016	Birth registration	89%	2014
Total under 5 population (000)	76	2016	Total maternal deaths	34	2015
Total adolescent (10-19) population (000)	161	2016	Lifetime risk of maternal deaths (1 in N)	170	2015
Secondary completion rate (upper, females)	64%	2016	Stillbirth rate (per 1000 total births)	17	2015
Total Births (000)	16	2016	Neonatal deaths, as % of all <5 deaths	61%	2015
Total fertility rate (births per woman)	2.5	2016	Total under 5 deaths (000)	1	2016
Adolescent (15-19 years) birth rate (births per 1000 girls)	97	2006	Adolescent (10-19) mortality rate (per 100,000), by sex	70 girls 133 boys	2015

Continuum of Care Coverage

Percentage of those in need receiving coverage of key interventions across the continuum of care

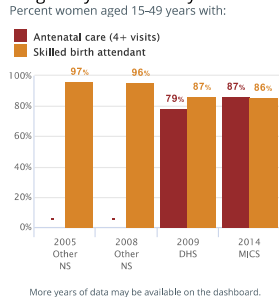


Equity

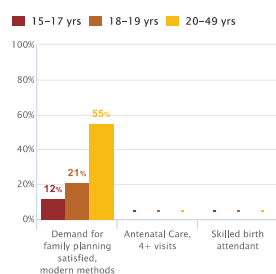


Maternal & Newborn Health

Pregnancy and Delivery Care



Adolescent Reproductive and Maternal Health



Additional Maternal and Neonatal Health Interventions

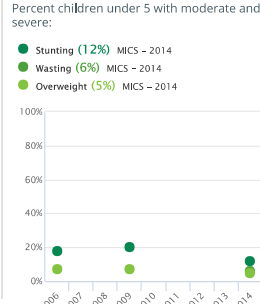
Pregnant women living with HIV receiving ART	66%	2016
Intermittent preventive treatment for malaria during pregnancy 3+	<1%	2009
Institutional Delivery	79%/14%/93%	2014
C-section rate	29%/13%/17%	2014

Women's & Children's Nutrition

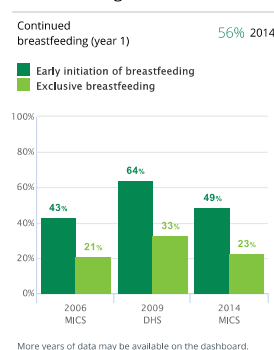
Essential Nutrition Indicators

Prevalence of anemia in women aged 15-49	32%	2016
Women of reproductive age, short stature	3%	2009
Women (20+) with: BMI <18.5 kg/m2 (thinness)	4%	2016
BMI 25-30 kg/m2 (overweight)	30%	2016
BMI > 30 kg/m2 (obese)	28%	2016
Iron/folic acid supplementation during pregnancy	34%	2009
Low birth weight prevalence	14%	2009
Vitamin A supplementation, full coverage	-	-
Minimum dietary diversity	65%	2014

Child Nutritional Status

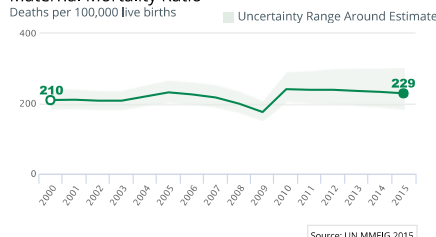


Breastfeeding Practices

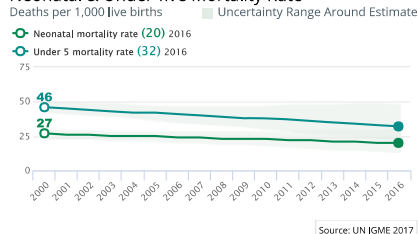


Demographics

Maternal Mortality Ratio

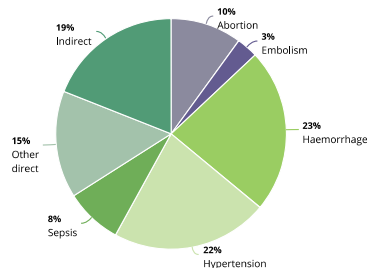


Neonatal & Under-five Mortality Rate



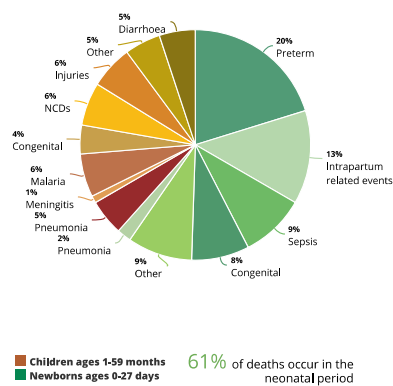
Causes of Maternal Death - 2014

Regional estimates for Latin America & Caribbean



Causes of Death Under-Five - 2015

Globally nearly half of child deaths are attributable to undernutrition

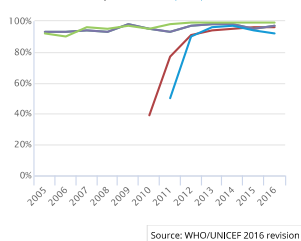


Child Health

Immunization

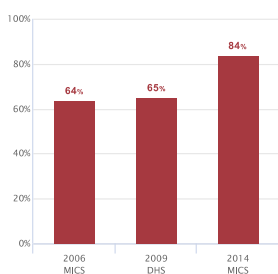
Percent of children immunized:

- against measles (99%) 2016
- with 3 doses of DTP (97%) 2016
- with 3 doses of Hib (97%) 2016
- against rotavirus (96%) 2016
- with 3 doses of pneumococcal (92%) 2016



Pneumonia Treatment

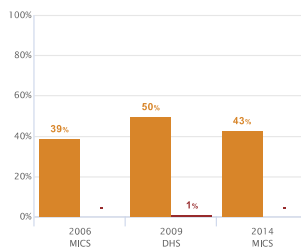
Percent of children under 5 years with symptoms of pneumonia taken to appropriate health provider



Diarrhoeal Disease Treatment

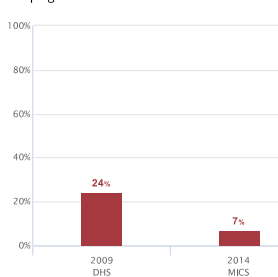
Percent of children under 5 years with diarrhoea:

- Treated with ORS
- Treated with ORS + zinc



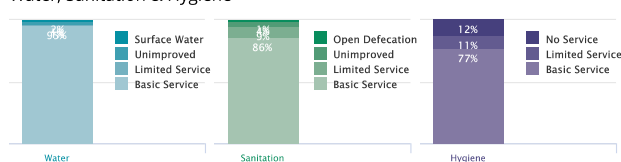
Malaria Prevention & Treatment

Malaria prevention in children under-five - sleeping under ITNs



Environmental

Water, Sanitation & Hygiene



Policies, Systems & Financing

Legislative Policies

Family planning for adolescents without spousal or parental consent	No
Legal status of abortion	<ul style="list-style-type: none"> to save a woman's life to preserve physical health to preserve mental health for economic & social reason on request in case of rape or incest in case of foetal impairment
Maternity protection (Convention 183)	No
International code of marketing of breastmilk substitutes	No
Legislation on food fortification	<ul style="list-style-type: none"> Wheat: MANDATORY Maize: NO FORTIFICATION Rice: NO FORTIFICATION
Governance	<ul style="list-style-type: none"> Costed national implementation plan(s) for maternal, newborn and child health available: MATERNAL (Yes), NEWBORN (Yes), CHILD (Yes) Maternal Death Review 2016: A national policy to notify all maternal deaths (Yes), A national policy to review all maternal deaths (Yes), A national maternal death review committee (Yes), A subnational maternal death review committee (No), Both national and subnational maternal death review committees (No), At least biannual meetings of the national maternal death review committee (Yes)

Civil society involvement in review of national maternal, newborn and child health programs	No Data
Financing	<ul style="list-style-type: none"> Total expenditure on health, per capita: 222 2016 Government expenditure on health, per capita: 132 2016 Out of pocket expenditure as % of total expenditure on health: 37% 2016 General government expenditure on health as % of total government expenditure: 9% 2014 ODA to RMNCH (US\$): Total: \$5 M 2015, Per capita: \$7 2015
Service Delivery	<ul style="list-style-type: none"> Life Saving Commodities in Essential Medicine List: <ul style="list-style-type: none"> Reproductive Health: 0 (Female Condom, Contraceptive Implants, Emergency Contraception) Maternal Health: 3 (Oxytocin, Misoprostol, Magnesium sulfate) Newborn Health: 3 (Injectable Antibiotics, Antenatal Corticosteroids, Chlorhexidine, Resuscitation equipment: Self-inflating bag) Child Health: 2 (Amoxicillin, Oral Rehydration Salts, Zinc) National availability of functional Emergency Obstetric Care (% of recommended minimum): - Density of skilled health professionals (per 10,000 population): 7.4 2010 Midwives authorized for specific tasks: <ul style="list-style-type: none"> Parenteral antibiotics (Yes), Parenteral oxytocin (Yes), Parenteral anti-coagulants (Yes), Manual removal of placenta (No), Removal of retained products of conception (No), Assisted vaginal delivery (No), Newborn resuscitation (Yes)