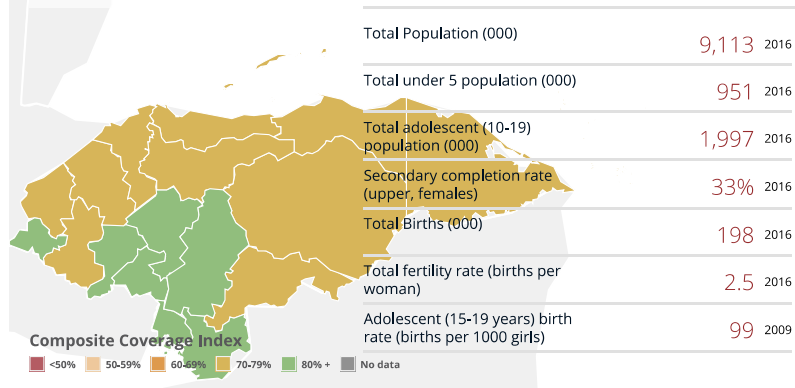


CCI Country Score: 80%

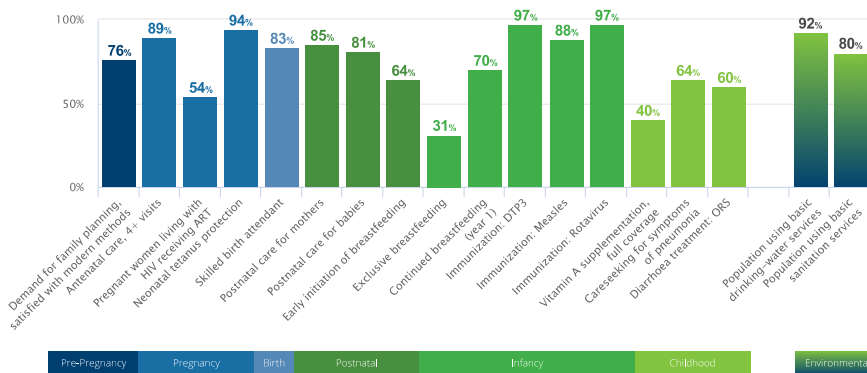
Demographics



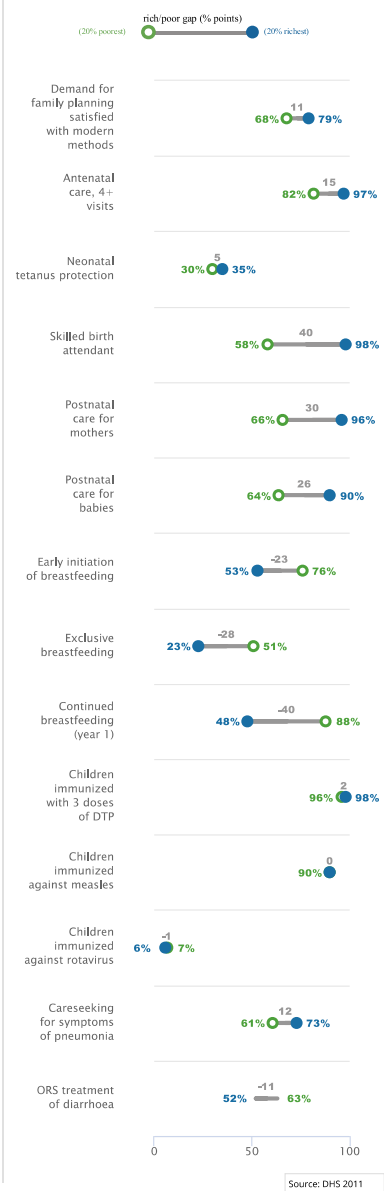
Birth registration	94%	2012
Total maternal deaths	220	2015
Lifetime risk of maternal deaths (1 in N)	300	2015
Stillbirth rate (per 1000 total births)	13	2015
Neonatal deaths, as % of all <5 deaths	54%	2015
Total under 5 deaths (000)	4	2016
Adolescent (10-19) mortality rate (per 100,000), by sex	73 girls 98 boys	2015

Continuum of Care Coverage

Percentage of those in need receiving coverage of key interventions across the continuum of care

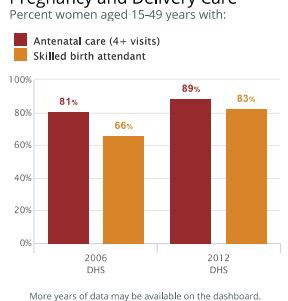


Equity

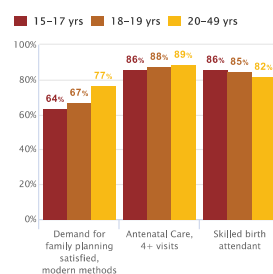


Maternal & Newborn Health

Pregnancy and Delivery Care



Adolescent Reproductive and Maternal Health



Additional Maternal and Neonatal Health Interventions

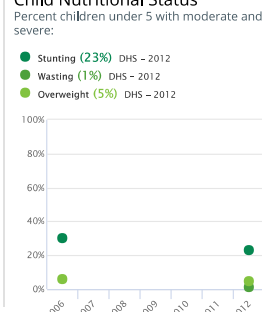
Pregnant women living with HIV receiving ART	54%	2016
Intermittent preventive treatment for malaria during pregnancy 3+	-	-
Institutional Delivery	78%/59%/83%	2012
C-section rate	25%/13%/19%	2012

Women's & Children's Nutrition

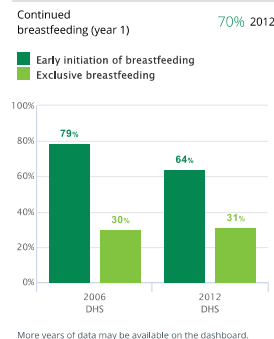
Essential Nutrition Indicators

Prevalence of anemia in women aged 15-49	18%	2016
Women of reproductive age, short stature	8%	2011
Women (20+) with: BMI <18.5 kg/m2 (thinness)	2%	2016
BMI 25-30 kg/m2 (overweight)	33%	2016
BMI > 30 kg/m2 (obese)	28%	2016
Iron/folic acid supplementation during pregnancy	37%	2011
Low birth weight prevalence	-	-
Vitamin A supplementation, full coverage	40%	2005
Minimum dietary diversity	68%	2012

Child Nutritional Status

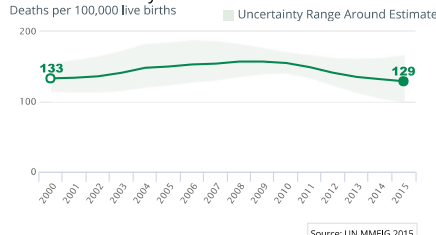


Breastfeeding Practices

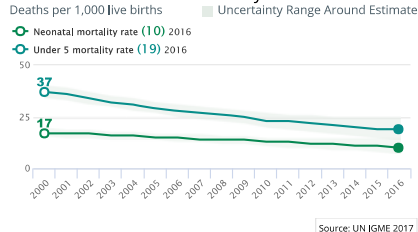


Demographics

Maternal Mortality Ratio

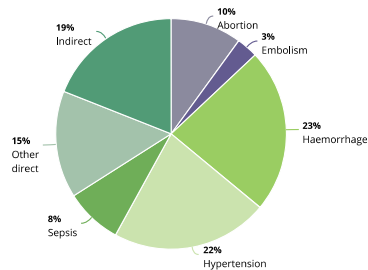


Neonatal & Under-five Mortality Rate



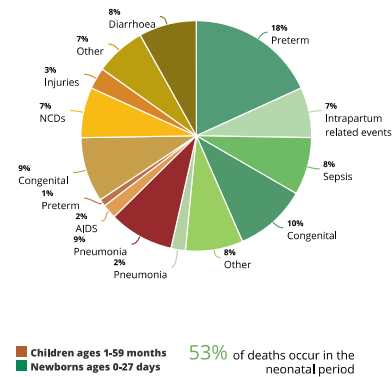
Causes of Maternal Death - 2014

Regional estimates for Latin America & Caribbean



Causes of Death Under-Five - 2015

Globally nearly half of child deaths are attributable to undernutrition

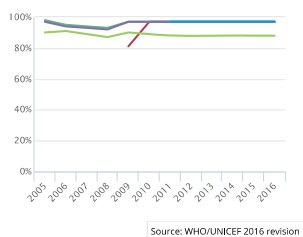


Child Health

Immunization

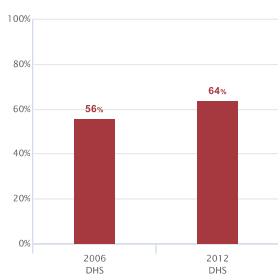
Percent of children immunized:

- against measles (88%) 2016
- with 3 doses of Hib (97%) 2016
- with 3 doses of DTP (97%) 2016
- against rotavirus (97%) 2016
- with 3 doses of pneumococcal (97%) 2016



Pneumonia Treatment

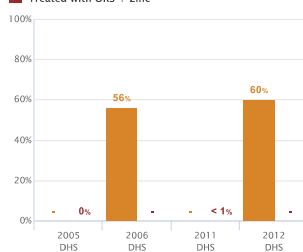
Percent of children under 5 years with symptoms of pneumonia taken to appropriate health provider



Diarrhoeal Disease Treatment

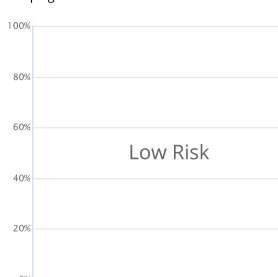
Percent of children under 5 years with diarrhoea:

- Treated with ORS
- Treated with ORS + zinc



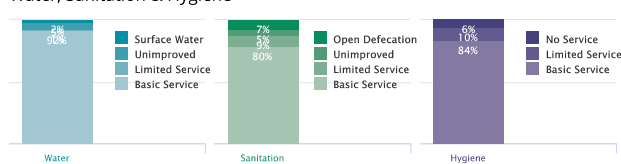
Malaria Prevention & Treatment

Malaria prevention in children under-five - sleeping under ITNs



Environmental

Water, Sanitation & Hygiene



Policies, Systems & Financing

Legislative Policies

Family planning for adolescents without spousal or parental consent: Yes

Legal status of abortion:

- to save a woman's life: Yes
- to preserve physical health: No
- to preserve mental health: No
- for economic & social reason: No
- on request: No
- in case of rape or incest: No
- in case of foetal impairment: No

Maternity protection (Convention 183): No

International code of marketing of breastmilk substitutes: Partial

Legislation on food fortification:

- Wheat: Mandatory
- Maize: No Fortification
- Rice: No Fortification

Governance:

- Costed national implementation plan(s) for maternal, newborn and child health available: Yes (Maternal), Yes (Newborn), Yes (Child)
- Maternal Death Review 2012:
 - A national policy to notify all maternal deaths: Yes
 - A national policy to review all maternal deaths: Yes
 - A national maternal death review committee: Yes
 - A subnational maternal death review committee: Yes
 - Both national and subnational maternal death review committees: Yes
 - At least biannual meetings of the national maternal death review committee: Yes

Civil society involvement in review of national maternal, newborn and child health programs: No Data

Financing:

- Total expenditure on health, per capita: 212 2012
- Government expenditure on health, per capita: 108 2012
- Out of pocket expenditure as % of total expenditure on health: 43% 2012
- General government expenditure on health as % of total government expenditure: 15% 2014
- ODA to RMNCH (US\$): Total: \$52 M 2015, Per capita: \$6 2015

Service Delivery

Life Saving Commodities in Essential Medicine List:

Reproductive Health	0	Maternal Health	2	Newborn Health	2	Child Health	1
<ul style="list-style-type: none"> 1. Female Condom 2. Contraceptive Implants 3. Emergency Contraception 		<ul style="list-style-type: none"> 1. Oxytocin 2. Misoprostol 3. Magnesium sulfate 		<ul style="list-style-type: none"> 1. Injectable Antibiotics 2. Antenatal Corticosteroids 3. Chlorhexidine 4. Resuscitation equipment: Self-inflating bag 		<ul style="list-style-type: none"> 1. Amoxicillin 2. Oral Rehydration Salts 3. Zinc 	

National availability of functional Emergency Obstetric Care (% of recommended minimum): -

Density of skilled health professionals (per 10,000 population): 15.2 2005

Midwives authorized for specific tasks:

- Parenteral antibiotics: Yes
- Parenteral oxytocin: Yes
- Parenteral anti-coagulants: No
- Manual removal of placenta: No
- Removal of retained products of conception: No
- Assisted vaginal delivery: Yes
- Newborn resuscitation: Yes