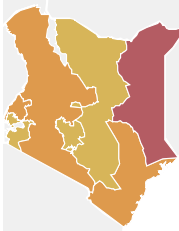


CCI Country Score: 70%



Composite Coverage Index

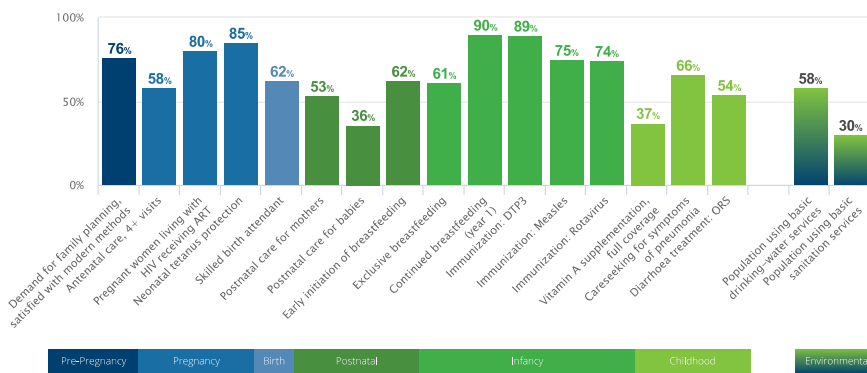


Demographics

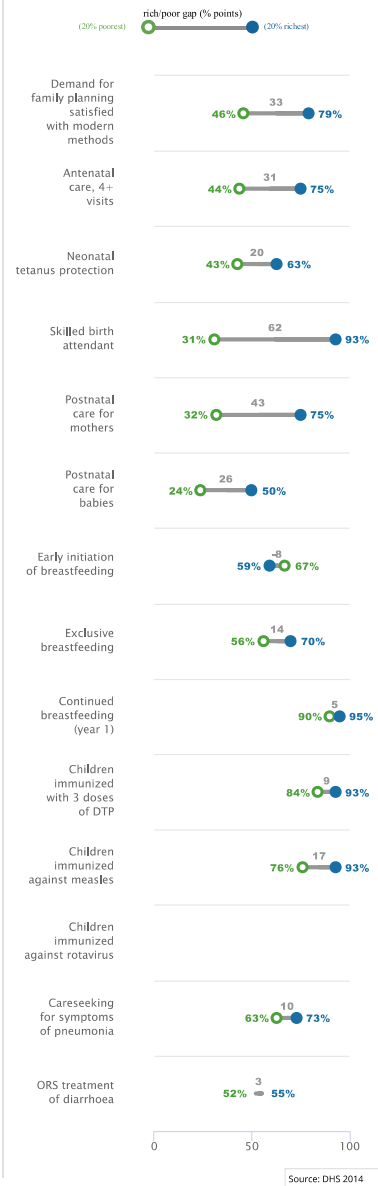
Total Population (000)	48,462	2016	Birth registration	67%	2014
Total under 5 population (000)	7,023	2016	Total maternal deaths	8,000	2015
Total adolescent (10-19) population (000)	11,368	2016	Lifetime risk of maternal deaths (1 in N)	42	2015
Secondary completion rate (upper, females)	38%	2016	Stillbirth rate (per 1000 total births)	23	2015
Total Births (000)	1,520	2016	Neonatal deaths, as % of all <5 deaths	46%	2015
Total fertility rate (births per woman)	3.9	2016	Total under 5 deaths (000)	74	2016
Adolescent (15-19 years) birth rate (births per 1000 girls)	101	2013	Adolescent (10-19) mortality rate (per 100,000), by sex	180 girls 234 boys	2015

Continuum of Care Coverage

Percentage of those in need receiving coverage of key interventions across the continuum of care

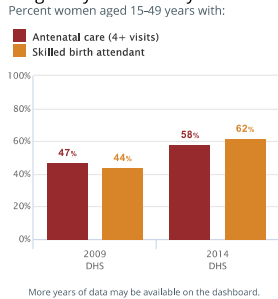


Equity

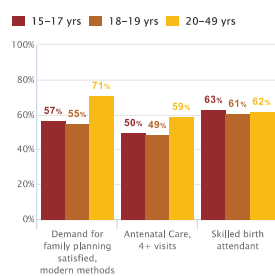


Maternal & Newborn Health

Pregnancy and Delivery Care



Adolescent Reproductive and Maternal Health



Additional Maternal and Neonatal Health Interventions

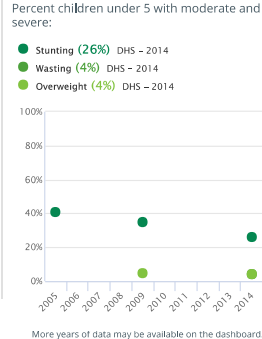
Pregnant women living with HIV receiving ART	80%	2016
Intermittent preventive treatment for malaria during pregnancy 3+	22%	2015
Institutional Delivery	46%/15%/61%	2014
C-section rate	15%/5%/9%	2014

Women's & Children's Nutrition

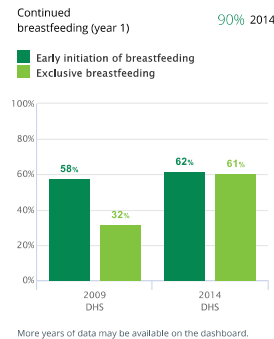
Essential Nutrition Indicators

Prevalence of anemia in women aged 15-49	27%	2016
Women of reproductive age, short stature	1%	2014
Women (20+) with: BMI <18.5 kg/m2 (thinness)	9%	2016
BMI 25-30 kg/m2 (overweight)	24%	2016
BMI > 30 kg/m2 (obese)	12%	2016
Iron/folic acid supplementation during pregnancy	8%	2014
Low birth weight prevalence	-	-
Vitamin A supplementation, full coverage	37%	2015
Minimum dietary diversity	41%	2014

Child Nutritional Status



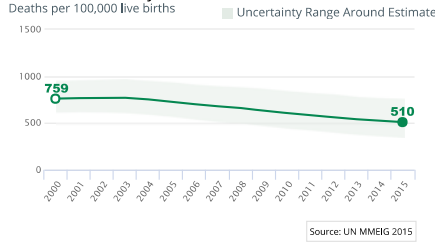
Breastfeeding Practices



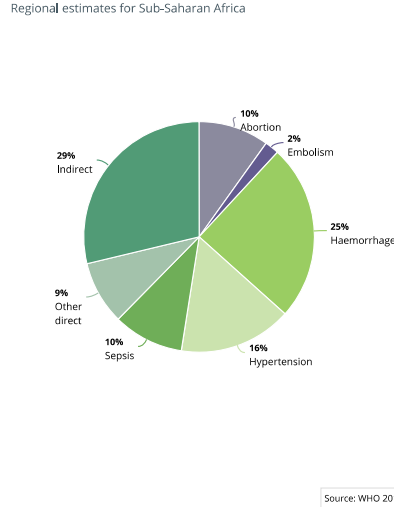
More information about indicator sources, definitions, and other details can be found in the Countdown report annexes: [countdown2030.org/annexes](http://countdown2030.org/annexes)

Demographics

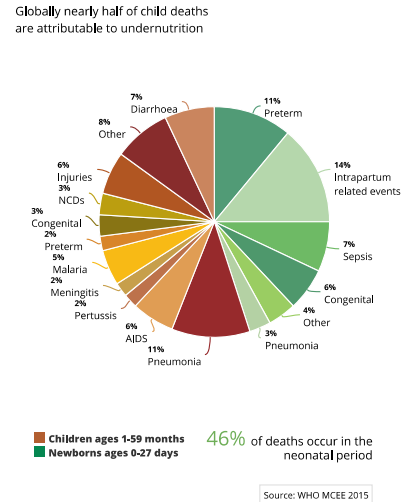
Maternal Mortality Ratio



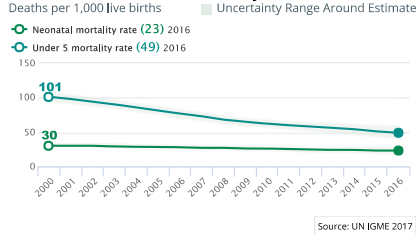
Causes of Maternal Death - 2014



Causes of Death Under-Five - 2015

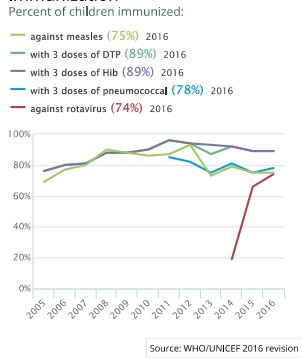


Neonatal & Under-five Mortality Rate

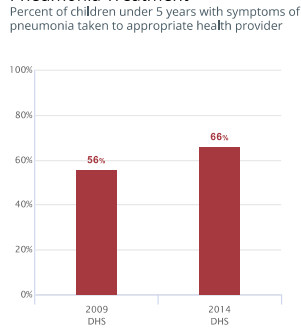


Child Health

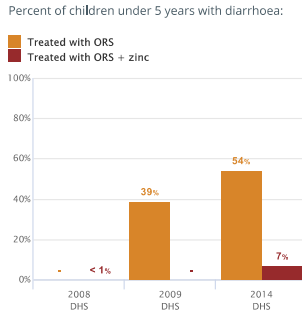
Immunization



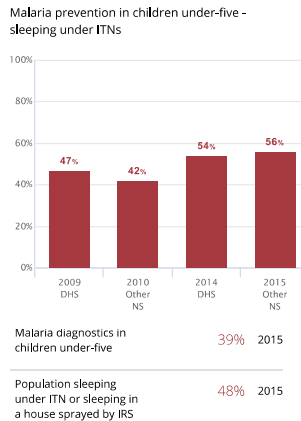
Pneumonia Treatment



Diarrhoeal Disease Treatment

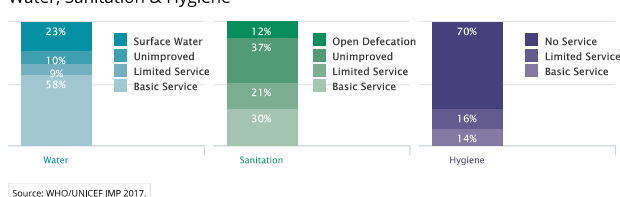


Malaria Prevention & Treatment



Environmental

Water, Sanitation & Hygiene



Policies, Systems & Financing

Legislative Policies

Family planning for adolescents without spousal or parental consent	Yes
Legal status of abortion	<input checked="" type="checkbox"/> to save a woman's life <input checked="" type="checkbox"/> to preserve physical health <input checked="" type="checkbox"/> to preserve mental health <input checked="" type="checkbox"/> for economic & social reason <input checked="" type="checkbox"/> on request <input checked="" type="checkbox"/> in case of rape or incest <input checked="" type="checkbox"/> in case of foetal impairment
Maternity protection (Convention 183)	No
International code of marketing of breastmilk substitutes	Yes
Legislation on food fortification	<input checked="" type="checkbox"/> Wheat (MANDATORY) <input checked="" type="checkbox"/> Maize (MANDATORY) <input type="checkbox"/> Rice (NO FORTIFICATION)
Governance	<input checked="" type="checkbox"/> Costed national implementation plan(s) for maternal, newborn and child health available (MATERNAL) <input type="checkbox"/> No Data (NEWBORN) <input type="checkbox"/> No Data (CHILD)
Maternal Death Review 2014	<input checked="" type="checkbox"/> A national policy to notify all maternal deaths <input checked="" type="checkbox"/> A national policy to review all maternal deaths <input checked="" type="checkbox"/> A national maternal death review committee <input checked="" type="checkbox"/> A subnational maternal death review committee <input checked="" type="checkbox"/> Both national and subnational maternal death review committees <input type="checkbox"/> At least biannual meetings of the national maternal death review committee

Civil society involvement in review of national maternal, newborn and child health programs	No Data
Financing	Total expenditure on health, per capita: 78 2014 Government expenditure on health, per capita: 48 2014 Out of pocket expenditure as % of total expenditure on health: 26% 2014 General government expenditure on health as % of total government expenditure: 13% 2014 ODA to RMNCH (US\$): Total: \$595 M 2015, Per capita: \$13 2015

Service Delivery

Life Saving Commodities in Essential Medicine List:	
Reproductive Health	2
Maternal Health	2
Newborn Health	2
Child Health	3
National availability of functional Emergency Obstetric Care (% of recommended minimum)	-
Density of skilled health professionals (per 10,000 population)	10.7 2013
Midwives authorized for specific tasks	<input checked="" type="checkbox"/> Parenteral antibiotics <input checked="" type="checkbox"/> Parenteral oxytocin <input checked="" type="checkbox"/> Parenteral anti-coagulants <input checked="" type="checkbox"/> Manual removal of placenta <input checked="" type="checkbox"/> Removal of retained products of conception <input checked="" type="checkbox"/> Assisted vaginal delivery <input checked="" type="checkbox"/> Newborn resuscitation