

CCI Country Score: -



Composite Coverage Index

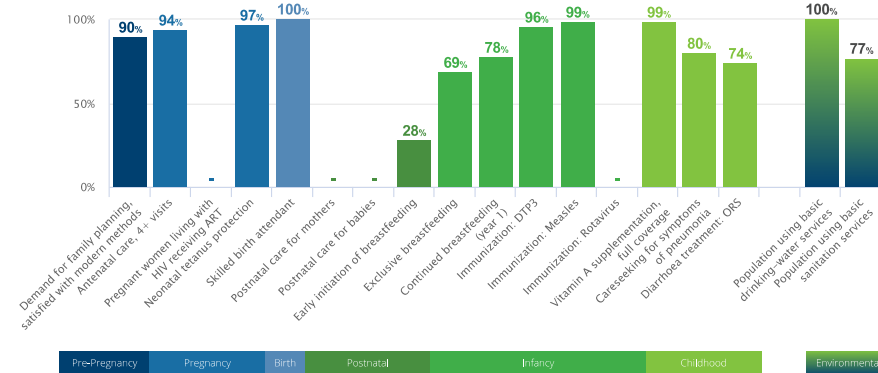


Demographics

Total Population (000)	25,369	2016	Birth registration	100%	2009
Total under 5 population (000)	1,726	2016	Total maternal deaths	300	2015
Total adolescent (10-19) population (000)	3,795	2016	Lifetime risk of maternal deaths (1 in N)	660	2015
Secondary completion rate (upper, females)	-	-	Stillbirth rate (per 1000 total births)	14	2015
Total Births (000)	351	2016	Neonatal deaths, as % of all <5 deaths	55%	2015
Total fertility rate (births per woman)	1.9	2016	Total under 5 deaths (000)	7	2016
Adolescent (15-19 years) birth rate (births per 1000 girls)	1	2008	Adolescent (10-19) mortality rate (per 100,000), by sex	68 girls 79 boys	2015

Continuum of Care Coverage

Percentage of those in need receiving coverage of key interventions across the continuum of care

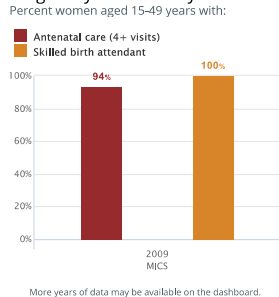


Equity

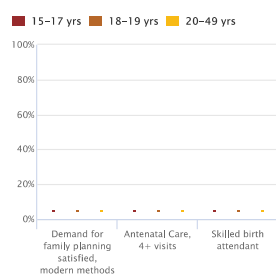


Maternal & Newborn Health

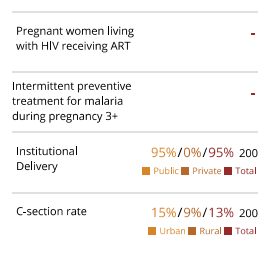
Pregnancy and Delivery Care



Adolescent Reproductive and Maternal Health



Additional Maternal and Neonatal Health Interventions

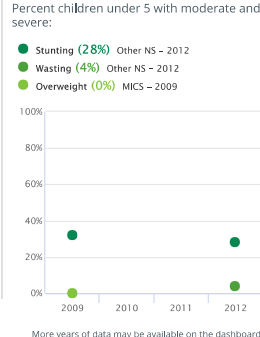


Women's & Children's Nutrition

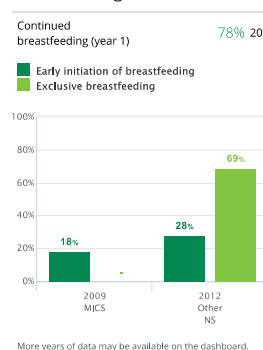
Essential Nutrition Indicators

Prevalence of anemia in women aged 15-49	32%	2016
Women of reproductive age, short stature	-	-
Women (20+) with: BMI <18.5 kg/m2 (thinness)	8%	2016
BMI 25-30 kg/m2 (overweight)	24%	2016
BMI > 30 kg/m2 (obese)	8%	2016
Iron/folic acid supplementation during pregnancy	-	-
Low birth weight prevalence	6%	2009
Vitamin A supplementation, full coverage	99%	2015
Minimum dietary diversity	27%	2012

Child Nutritional Status



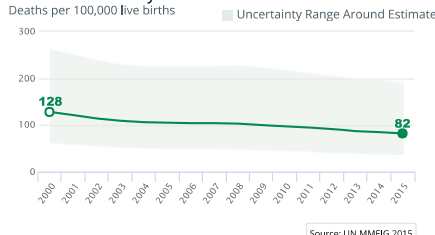
Breastfeeding Practices



More information about indicator sources, definitions, and other details can be found in the Countdown report annexes: [countdown2030.org/annexes](http://countdown2030.org/annexes)

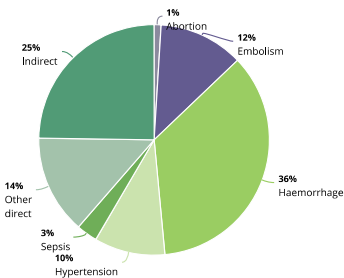
Demographics

Maternal Mortality Ratio



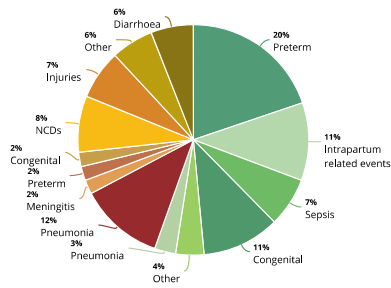
Causes of Maternal Death - 2014

Regional estimates for Eastern Asia



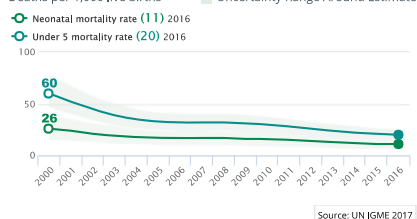
Causes of Death Under-Five - 2015

Globally nearly half of child deaths are attributable to undernutrition



Neonatal & Under-five Mortality Rate

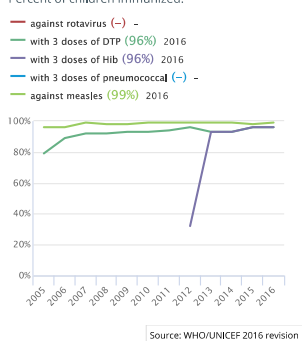
Deaths per 1,000 live births



Child Health

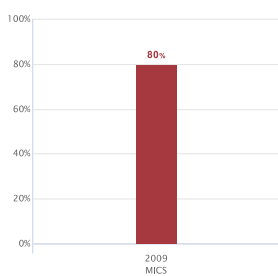
Immunization

Percent of children immunized:



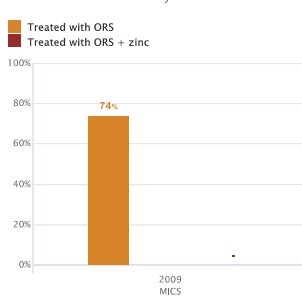
Pneumonia Treatment

Percent of children under 5 years with symptoms of pneumonia taken to appropriate health provider



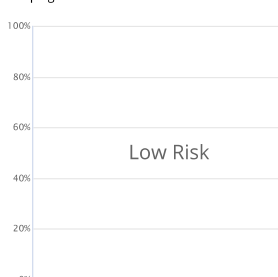
Diarrhoeal Disease Treatment

Percent of children under 5 years with diarrhoea:



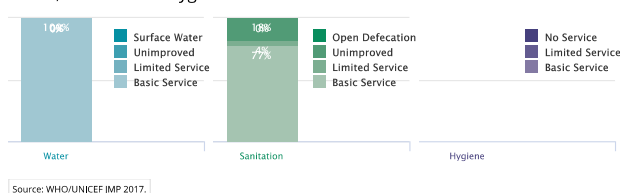
Malaria Prevention & Treatment

Malaria prevention in children under-five - sleeping under ITNs



Environmental

Water, Sanitation & Hygiene



Policies, Systems & Financing

Legislative Policies

Family planning for adolescents without spousal or parental consent: No Data

Legal status of abortion:
 

- to save a woman's life: ✓
- to preserve physical health: ✓
- to preserve mental health: ✓
- for economic & social reason: ✓
- on request: ✓
- in case of rape or incest: ✓
- in case of foetal impairment: ✓

Maternity protection (Convention 183): No

International code of marketing of breastmilk substitutes: No

Legislation on food fortification:
 

- Wheat: NO FORTIFICATION
- Maize: NO FORTIFICATION
- Rice: NO FORTIFICATION

Governance:
 

- Costed national implementation plan(s) for maternal, newborn and child health available: No Data (MATERNAL), No Data (NEWBORN), No Data (CHILD)
- Maternal Death Review 2016:
  - A national policy to notify all maternal deaths: ✓
  - A national policy to review all maternal deaths: ✓
  - A national maternal death review committee: ✓
  - A subnational maternal death review committee: ✗
  - Both national and subnational maternal death review committees: ✗
  - At least biannual meetings of the national maternal death review committee: ✓

Civil society involvement in review of national maternal, newborn and child health programs: No Data

Financing:
 

- Total expenditure on health, per capita: -
- Government expenditure on health, per capita: -
- Out of pocket expenditure as % of total expenditure on health: -
- General government expenditure on health as % of total government expenditure: -
- ODA to RMNCH (US\$): Total: \$16 M 2015, Per capita: \$1 2015

Service Delivery:
 

- Life Saving Commodities in Essential Medicine List:
  - Reproductive Health: 0 (1. Female Condom, 2. Contraceptive Implants, 3. Emergency Contraception)
  - Maternal Health: 0 (1. Oxytocin, 2. Misoprostol, 3. Magnesium sulfate)
  - Newborn Health: 0 (1. Injectable Antibiotics, 2. Antenatal Corticosteroids, 3. Chlorhexidine, 4. Resuscitation equipment: Self-inflating bag)
  - Child Health: 0 (1. Amoxicillin, 2. Oral Rehydration Salts, 3. Zinc)
- National availability of functional Emergency Obstetric Care (% of recommended minimum): -
- Density of skilled health professionals (per 10,000 population): 68.7 2011
- Midwives authorized for specific tasks:
  - Parenteral antibiotics: -
  - Parenteral oxygen: -
  - Parenteral anti-coagulants: -
  - Manual removal of placenta: -
  - Removal of retained products of conception: -
  - Assisted vaginal delivery: -
  - Newborn resuscitation: -