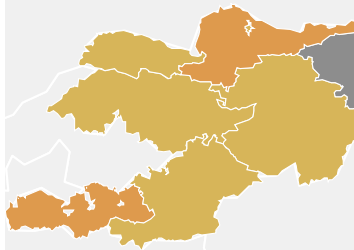


CCI Country Score: 72%

Demographics



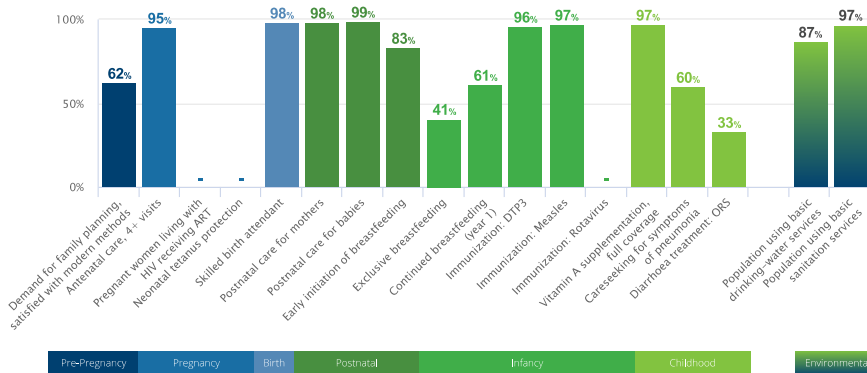
Composite Coverage Index

<50% 50-59% 60-69% 70-79% 80%+ No data

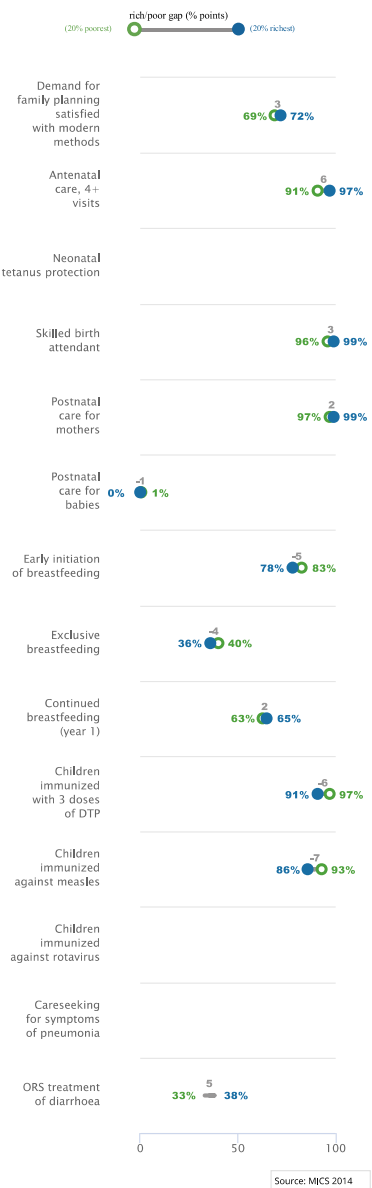
Total Population (000)	5,956	2016	Birth registration	98%	2014
Total under 5 population (000)	760	2016	Total maternal deaths	120	2015
Total adolescent (10-19) population (000)	984	2016	Lifetime risk of maternal deaths (1 in N)	390	2015
Secondary completion rate (upper, females)	85%	2016	Stillbirth rate (per 1000 total births)	10	2015
Total Births (000)	150	2016	Neonatal deaths, as % of all <5 deaths	54%	2015
Total fertility rate (births per woman)	3	2016	Total under 5 deaths (000)	3	2016
Adolescent (15-19 years) birth rate (births per 1000 girls)	42	2012	Adolescent (10-19) mortality rate (per 100,000), by sex	39 girls 56 boys	2015

Continuum of Care Coverage

Percentage of those in need receiving coverage of key interventions across the continuum of care

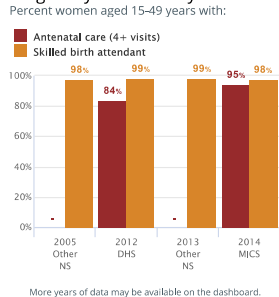


Equity

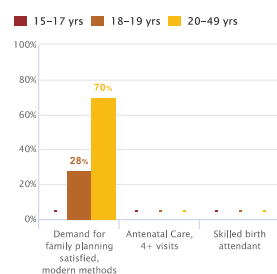


Maternal & Newborn Health

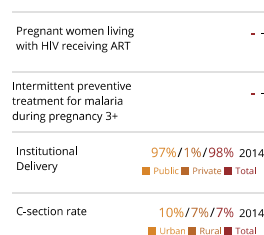
Pregnancy and Delivery Care



Adolescent Reproductive and Maternal Health



Additional Maternal and Neonatal Health Interventions

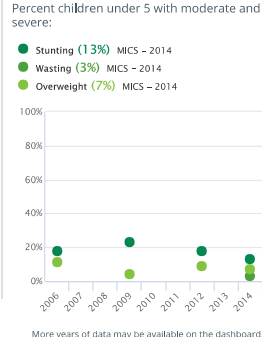


Women's & Children's Nutrition

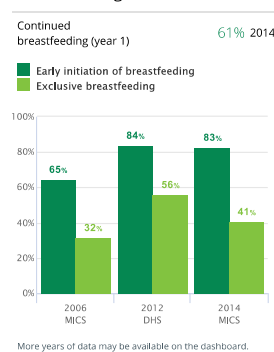
Essential Nutrition Indicators

Prevalence of anemia in women aged 15-49	36%	2016
Women of reproductive age, short stature	1%	2012
Women (20+) with: BMI <18.5 kg/m2 (thinness)	4%	2016
BMI 25-30 kg/m2 (overweight)	31%	2016
BMI > 30 kg/m2 (obese)	19%	2016
Iron/folic acid supplementation during pregnancy	2%	2012
Low birth weight prevalence	6%	2012
Vitamin A supplementation, full coverage	97%	2010
Minimum dietary diversity	51%	2014

Child Nutritional Status



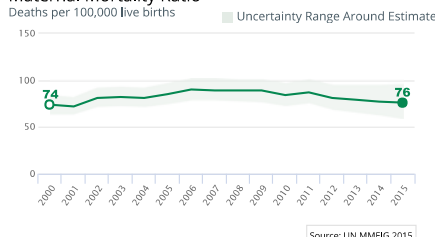
Breastfeeding Practices



More information about indicator sources, definitions, and other details can be found in the Countdown report annexes: countdown2030.org/annexes

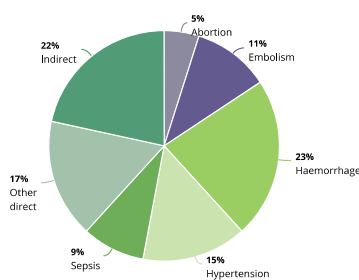
Demographics

Maternal Mortality Ratio



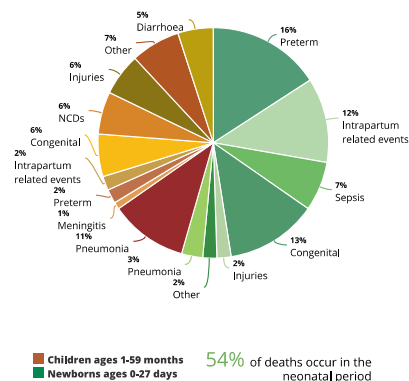
Causes of Maternal Death - 2014

Regional estimates for Caucasus and Central Asia

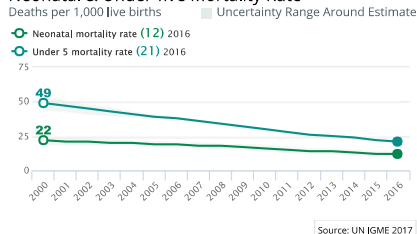


Causes of Death Under-Five - 2015

Globally nearly half of child deaths are attributable to undernutrition



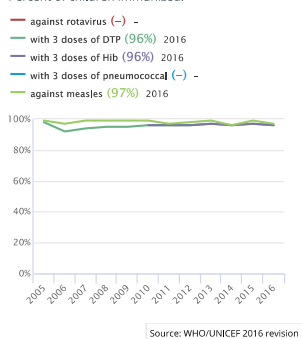
Neonatal & Under-five Mortality Rate



Child Health

Immunization

Percent of children immunized:



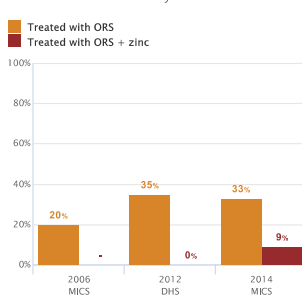
Pneumonia Treatment

Percent of children under 5 years with symptoms of pneumonia taken to appropriate health provider



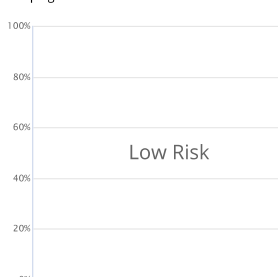
Diarrhoeal Disease Treatment

Percent of children under 5 years with diarrhoea:



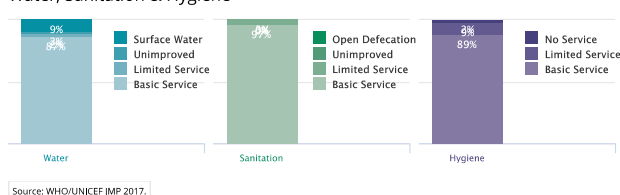
Malaria Prevention & Treatment

Malaria prevention in children under-five - sleeping under ITNs



Environmental

Water, Sanitation & Hygiene



Policies, Systems & Financing

Legislative Policies

Family planning for adolescents without spousal or parental consent: **Yes**

Legal status of abortion: **Yes**

Maternity protection (Convention 183): **Partial**

International code of marketing of breastmilk substitutes: **Partial**

Legislation on food fortification: **Mandatory** (Wheat), **No Fortification** (Maize), **No Fortification** (Rice)

Governance: Costed national implementation plan(s) for maternal, newborn and child health available: **Yes** (Maternal), **Yes** (Newborn), **No** (Child)

Maternal Death Review 2014: **Yes** (National policy to notify all maternal deaths), **No** (National policy to review all maternal deaths), **Yes** (National maternal death review committee), **Yes** (Subnational maternal death review committee), **Yes** (Both national and subnational maternal death review committees), **No** (At least biannual meetings of the national maternal death review committee)

Civil society involvement in review of national maternal, newborn and child health programs: **No Data**

Financing

Total expenditure on health, per capita	82	2014
Government expenditure on health, per capita	46	2014
Out of pocket expenditure as % of total expenditure on health	39%	2014
General government expenditure on health as % of total government expenditure	12%	2014
ODA to RMNCH (US\$)	Total: \$25 M	2015
	Per capita: \$4	2015

Service Delivery

Life Saving Commodities in Essential Medicine List:

Reproductive Health	0	Maternal Health	3	Newborn Health	2	Child Health	1
1. Female Condom		1. Oxytocin		1. Injectable Antibiotics		1. Amoxicillin	
2. Contraceptive Implants		2. Misoprostol		2. Antenatal Corticosteroids		2. Oral Rehydration Salts	
3. Emergency Contraception		3. Magnesium sulfate		3. Chlorhexidine		3. Zinc	
				4. Resuscitation equipment: Self-inflating bag			

National availability of functional Emergency Obstetric Care (% of recommended minimum): **-**

Density of skilled health professionals (per 10,000 population): **77.1** 2014

Midwives authorized for specific tasks: **Yes** (Parenteral antibiotics), **Yes** (Parenteral oxytocin), **Yes** (Parenteral anti-coagulants), **Yes** (Manual removal of placenta), **Yes** (Removal of retained products of conception), **No** (Assisted vaginal delivery), **Yes** (Newborn resuscitation)