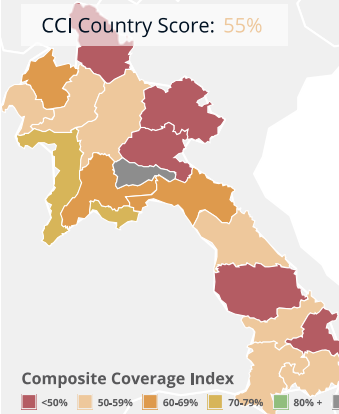


CCI Country Score: 55%



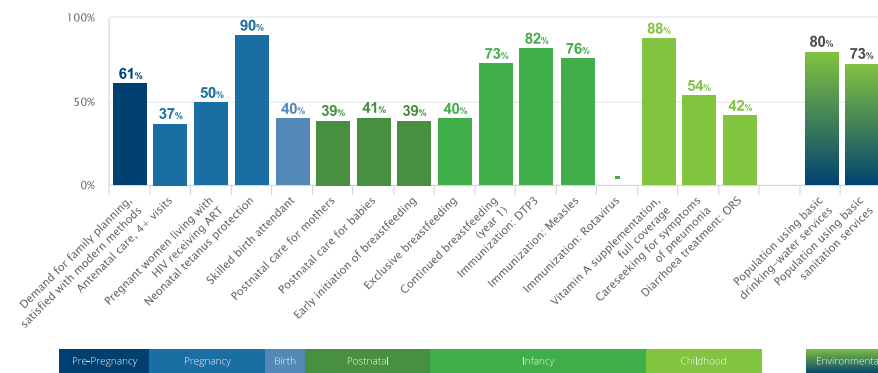
Demographics

Total Population (000)	6,758	2016
Total under 5 population (000)	766	2016
Total adolescent (10-19) population (000)	1,430	2016
Secondary completion rate (upper, females)	24%	2016
Total Births (000)	162	2016
Total fertility rate (births per woman)	2.7	2016
Adolescent (15-19 years) birth rate (births per 1000 girls)	94	2010

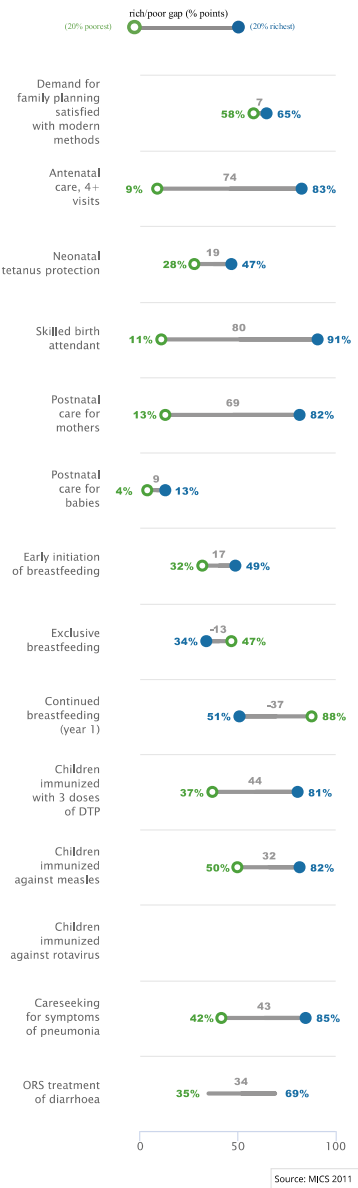
Birth registration	75%	2012
Total maternal deaths	350	2015
Lifetime risk of maternal deaths (1 in N)	150	2015
Stillbirth rate (per 1000 total births)	24	2015
Neonatal deaths, as % of all <5 deaths	45%	2015
Total under 5 deaths (000)	10	2016
Adolescent (10-19) mortality rate (per 100,000), by sex	98 girls 116 boys	2015

Continuum of Care Coverage

Percentage of those in need receiving coverage of key interventions across the continuum of care

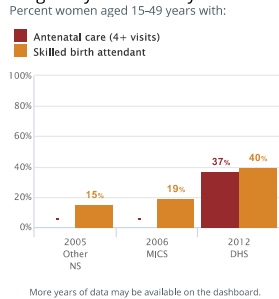


Equity

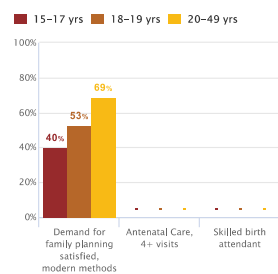


Maternal & Newborn Health

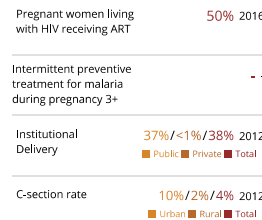
Pregnancy and Delivery Care



Adolescent Reproductive and Maternal Health

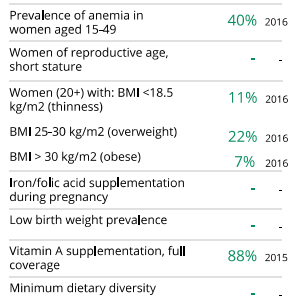


Additional Maternal and Neonatal Health Interventions

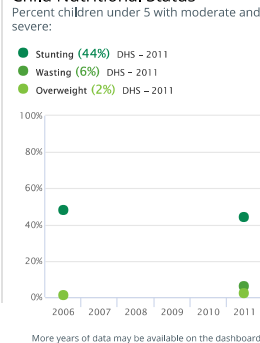


Women's & Children's Nutrition

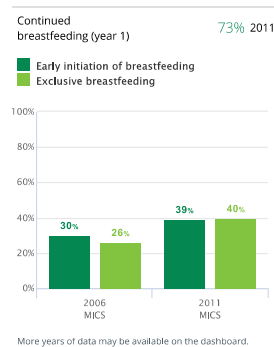
Essential Nutrition Indicators



Child Nutritional Status

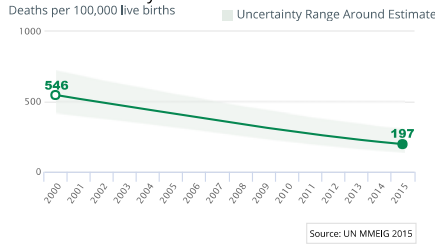


Breastfeeding Practices



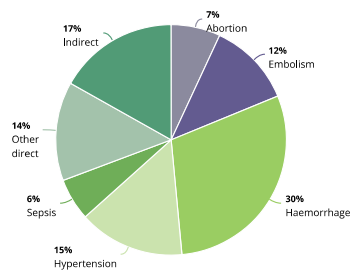
Demographics

Maternal Mortality Ratio



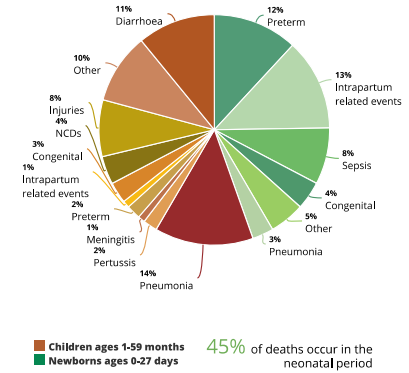
Causes of Maternal Death - 2014

Regional estimates for South-eastern Asia

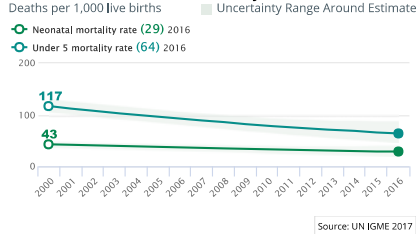


Causes of Death Under-Five - 2015

Globally nearly half of child deaths are attributable to undernutrition



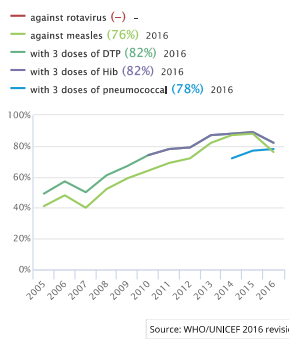
Neonatal & Under-five Mortality Rate



Child Health

Immunization

Percent of children immunized:



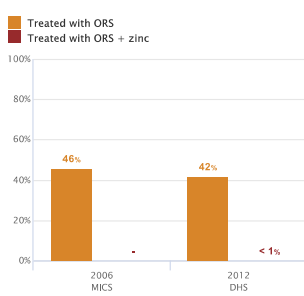
Pneumonia Treatment

Percent of children under 5 years with symptoms of pneumonia taken to appropriate health provider



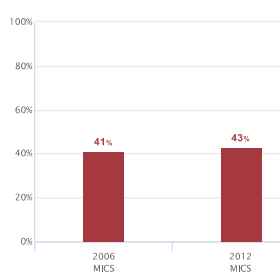
Diarrhoeal Disease Treatment

Percent of children under 5 years with diarrhoea:



Malaria Prevention & Treatment

Malaria prevention in children under-five - sleeping under ITNs




Malaria diagnostics in children under-five: 9% 2012

Population sleeping under ITN or sleeping in a house sprayed by IRS: Low Risk

Environmental

Water, Sanitation & Hygiene



Policies, Systems & Financing

Legislative Policies

Family planning for adolescents without spousal or parental consent	No
Legal status of abortion	<ul style="list-style-type: none"> to save a woman's life: <input checked="" type="checkbox"/> to preserve physical health: <input checked="" type="checkbox"/> to preserve mental health: <input checked="" type="checkbox"/> for economic & social reason: <input checked="" type="checkbox"/> on request: <input checked="" type="checkbox"/> in case of rape or incest: <input checked="" type="checkbox"/> in case of foetal impairment: <input checked="" type="checkbox"/>
Maternity protection (Convention 183)	No
International code of marketing of breastmilk substitutes	Partial
Legislation on food fortification	<ul style="list-style-type: none"> Wheat: NO FORTIFICATION Maize: NO FORTIFICATION Rice: NO FORTIFICATION

Governance

Costed national implementation plan(s) for maternal, newborn and child health available	MATERNAL: Yes	NEWBORN: Yes	CHILD: Yes
Maternal Death Review 2016	<ul style="list-style-type: none"> A national policy to notify all maternal deaths: <input checked="" type="checkbox"/> A national policy to review all maternal deaths: <input checked="" type="checkbox"/> A national maternal death review committee: <input checked="" type="checkbox"/> A subnational maternal death review committee: <input checked="" type="checkbox"/> Both national and subnational maternal death review committees: <input checked="" type="checkbox"/> At least biannual meetings of the national maternal death review committee: <input checked="" type="checkbox"/> 		
Civil society involvement in review of national maternal, newborn and child health programs	Yes		

Financing

Total expenditure on health, per capita	33 2016
Government expenditure on health, per capita	16 2016
Out of pocket expenditure as % of total expenditure on health	39% 2016
General government expenditure on health as % of total government expenditure	3% 2014
ODA to RMNCH (US\$)	Total: \$67 M 2015, Per capita: \$10 2015

Service Delivery

Life Saving Commodities in Essential Medicine List:	
Reproductive Health	0
Maternal Health	3
Newborn Health	3
Child Health	3
National availability of functional Emergency Obstetric Care (% of recommended minimum)	46% 2011
Density of skilled health professionals (per 10,000 population)	10.4 2012
Midwives authorized for specific tasks	<ul style="list-style-type: none"> Parenteral antibiotics: <input checked="" type="checkbox"/> Parenteral oxytocin: <input checked="" type="checkbox"/> Parenteral anti-coagulants: <input checked="" type="checkbox"/> Manual removal of placenta: <input checked="" type="checkbox"/> Removal of retained products of conception: <input checked="" type="checkbox"/> Assisted vaginal delivery: <input checked="" type="checkbox"/> Newborn resuscitation: <input checked="" type="checkbox"/>