

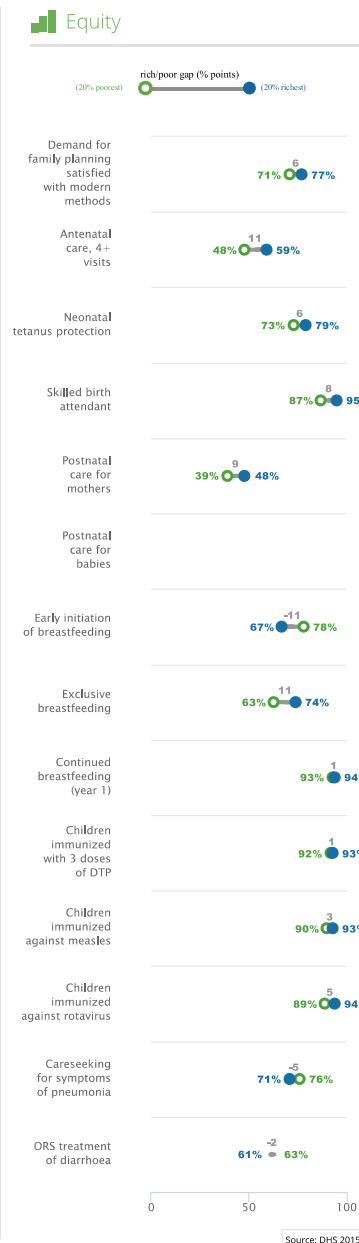
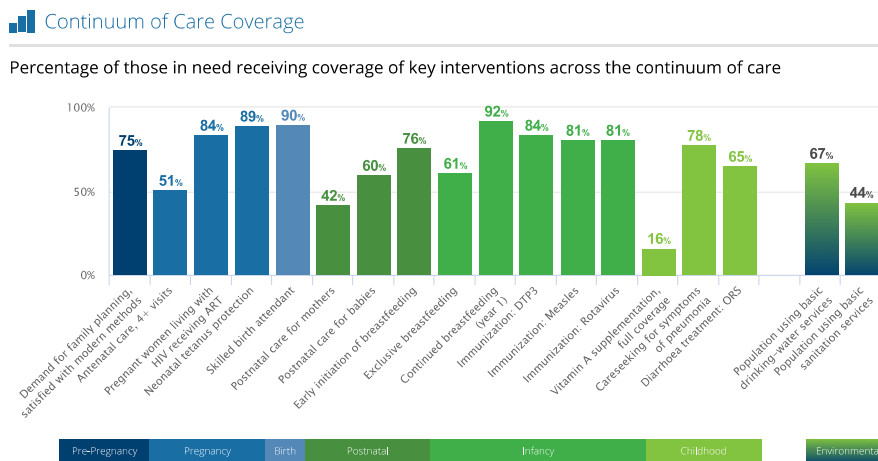
CCI Country Score: 77%

Demographics

Total Population (000)	18,092	2016	Birth registration	6%	2014
Total under 5 population (000)	2,908	2016	Total maternal deaths	4,200	2015
Total adolescent (10-19) population (000)	4,395	2016	Lifetime risk of maternal deaths (1 in N)	29	2015
Secondary completion rate (upper, females)	9%	2016	Stillbirth rate (per 1000 total births)	22	2015
Total Births (000)	666	2016	Neonatal deaths, as % of all <5 deaths	34%	2015
Total fertility rate (births per woman)	4.6	2016	Total under 5 deaths (000)	36	2016
Adolescent (15-19 years) birth rate (births per 1000 girls)	143	2012	Adolescent (10-19) mortality rate (per 100,000), by sex	175 girls 197 boys	2015

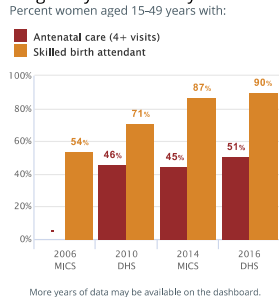
Composite Coverage Index

- <50%
- 50-59%
- 60-69%
- 70-79%
- 80%+
- No data

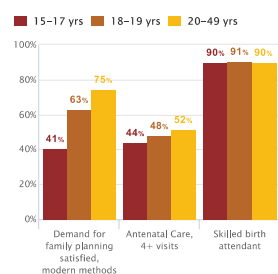


Maternal & Newborn Health

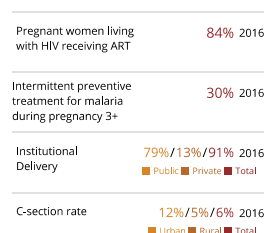
Pregnancy and Delivery Care



Adolescent Reproductive and Maternal Health



Additional Maternal and Neonatal Health Interventions

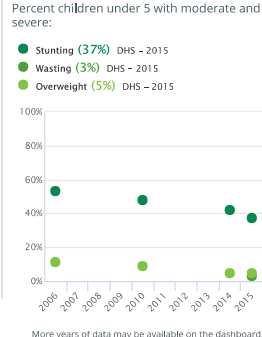


Women's & Children's Nutrition

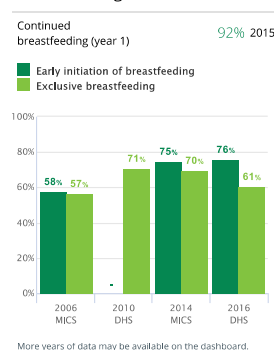
Essential Nutrition Indicators

Prevalence of anemia in women aged 15-49	34%	2016
Women of reproductive age, short stature	3%	2015
Women (20+) with: BMI <18.5 kg/m2 (thinness)	9%	2016
BMI 25-30 kg/m2 (overweight)	23%	2016
BMI > 30 kg/m2 (obese)	10%	2016
Iron/folic acid supplementation during pregnancy	33%	2015
Low birth weight prevalence	14%	2010
Vitamin A supplementation, full coverage	16%	2015
Minimum dietary diversity	25%	2015

Child Nutritional Status



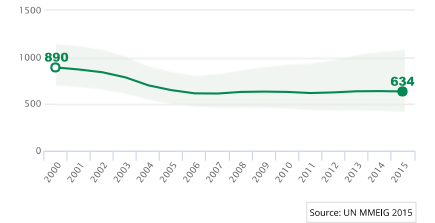
Breastfeeding Practices



Demographics

Maternal Mortality Ratio

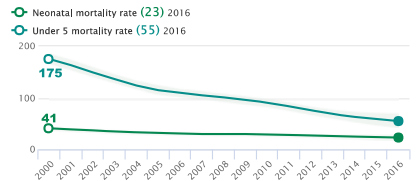
Deaths per 100,000 live births



Source: UN MMEEG 2015

Neonatal & Under-five Mortality Rate

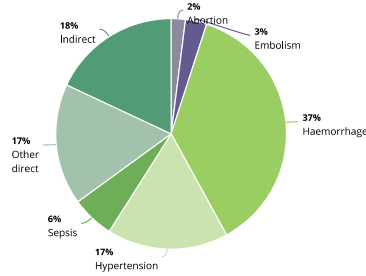
Deaths per 1,000 live births



Source: UN IGME 2017

Causes of Maternal Death - 2014

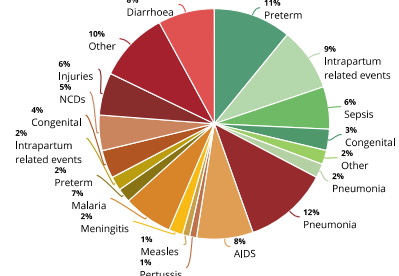
Regional estimates for Sub-Saharan Africa



Source: WHO 2014

Causes of Death Under-Five - 2015

Globally nearly half of child deaths are attributable to undernutrition



Children ages 1-59 months: 34% of deaths occur in the neonatal period

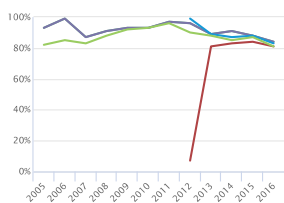
Source: WHO MCEE 2015

Child Health

Immunization

Percent of children immunized:

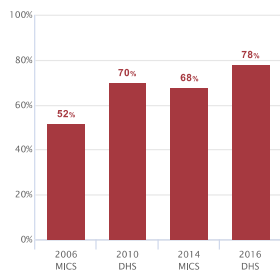
- against measles (81%) 2016
- with 3 doses of DTP (84%) 2016
- with 3 doses of Hib (84%) 2016
- against rotavirus (81%) 2016
- with 3 doses of pneumococcal (83%) 2016



Source: WHO/UNICEF 2016 revision

Pneumonia Treatment

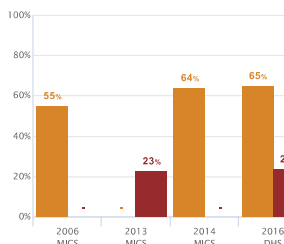
Percent of children under 5 years with symptoms of pneumonia taken to appropriate health provider



Diarrhoeal Disease Treatment

Percent of children under 5 years with diarrhoea:

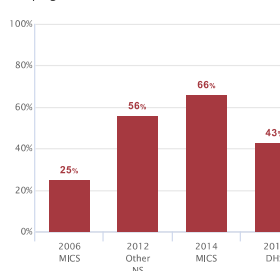
- Treated with ORS
- Treated with ORS + zinc



More years of data may be available on the dashboard.

Malaria Prevention & Treatment

Malaria prevention in children under-five - sleeping under ITNs

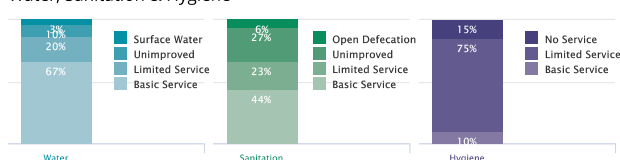


Malaria diagnostics in children under-five: 52% 2016

Population sleeping under ITN or sleeping in a house sprayed by IRS: 37% 2016

Environmental

Water, Sanitation & Hygiene



Source: WHO/UNICEF JMP 2017

Policies, Systems & Financing

Legislative Policies

Family planning for adolescents without spousal or parental consent: **Yes**

Legal status of abortion:

- to save a woman's life:
- to preserve physical health:
- to preserve mental health:
- for economic & social reason:
- on request:
- in case of rape or incest:
- in case of foetal impairment:

Maternity protection (Convention 183): **No**

International code of marketing of breastmilk substitutes: **Partial**

Legislation on food fortification:

- Wheat: **Mandatory**
- Maize: **Mandatory**
- Rice: **No Fortification**

Governance:

Costed national implementation plan(s) for maternal, newborn and child health available:

- Maternal: **No**
- Newborn: **No**
- Child: **No**

Maternal Death Review 2014:

- A national policy to notify all maternal deaths:
- A national policy to review all maternal deaths:
- A national maternal death review committee:
- A subnational maternal death review committee:
- Both national and subnational maternal death review committees:
- At least biannual meetings of the national maternal death review committee:

Civil society involvement in review of national maternal, newborn and child health programs: **No Data**

Financing:

Total expenditure on health, per capita: 29 2014

Government expenditure on health, per capita: 15 2014

Out of pocket expenditure as % of total expenditure on health: 11% 2014

General government expenditure on health as % of total government expenditure: 17% 2014

ODA to RMNCH (US\$): Total: \$360 M 2015, Per capita: \$20 2015

Service Delivery

Life Saving Commodities in Essential Medicine List:

- Reproductive Health: 3
 - 1. Female Condom
 - 2. Contraceptive Implants
 - 3. Emergency Contraception
- Maternal Health: 3
 - 1. Oxytocin
 - 2. Misoprostol
 - 3. Magnesium sulfate
- Newborn Health: 2
 - 1. Injectable Antibiotics
 - 2. Antenatal Corticosteroids
 - 3. Chlorhexidine
 - 4. Resuscitation equipment: Self-inflating bag
- Child Health: 3
 - 1. Amoxicillin
 - 2. Oral Rehydration Salts
 - 3. Zinc

National availability of functional Emergency Obstetric Care (% of recommended minimum): 40% 2014

Density of skilled health professionals (per 10,000 population): 3.5 2009

Midwives authorized for specific tasks:

- Parenteral antibiotics:
- Parenteral oxytocin:
- Parenteral anti-coagulants:
- Manual removal of placenta:
- Removal of retained products of conception:
- Assisted vaginal delivery:
- Newborn resuscitation: