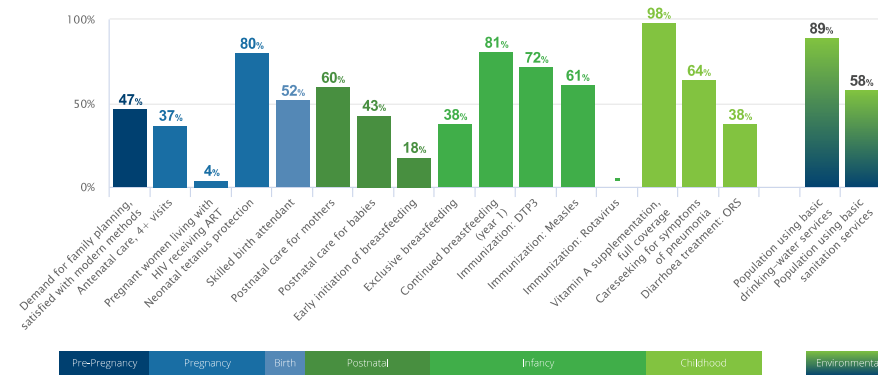
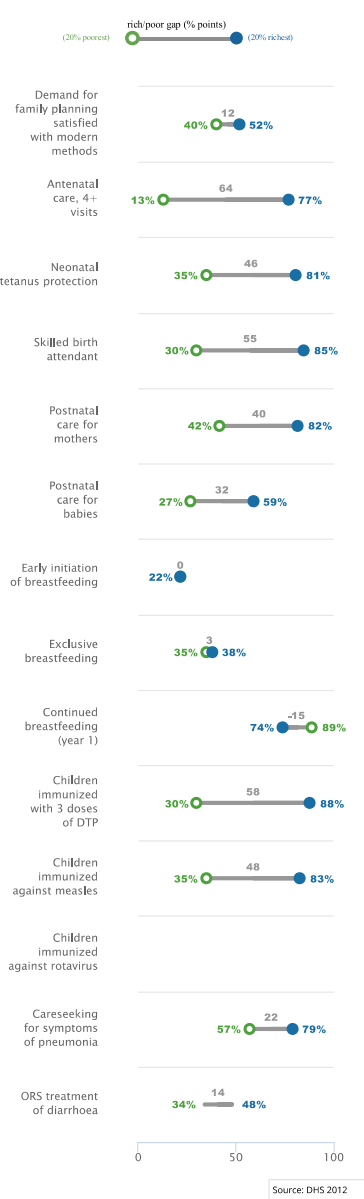


Continuum of Care Coverage

Percentage of those in need receiving coverage of key interventions across the continuum of care



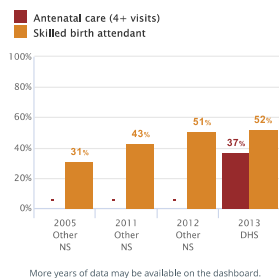
Equity



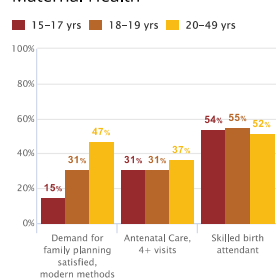
Maternal & Newborn Health

Pregnancy and Delivery Care

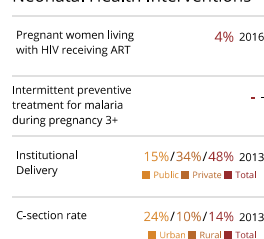
Percent women aged 15-49 years with:



Adolescent Reproductive and Maternal Health




Additional Maternal and Neonatal Health Interventions

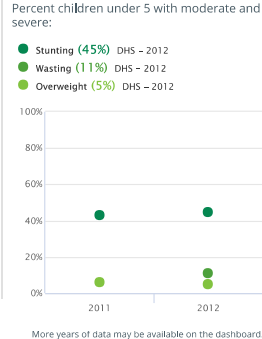


Women's & Children's Nutrition

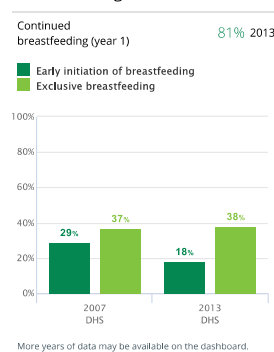
Essential Nutrition Indicators



Child Nutritional Status

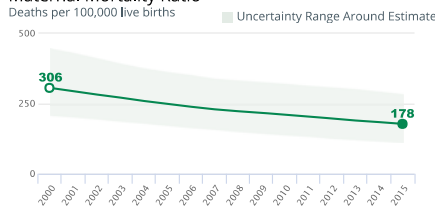


Breastfeeding Practices

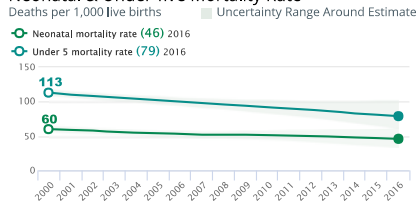


Demographics

Maternal Mortality Ratio

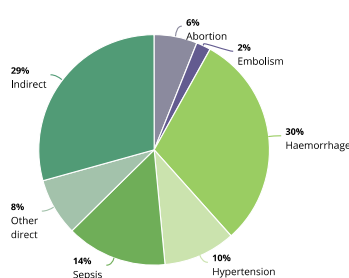


Neonatal & Under-five Mortality Rate



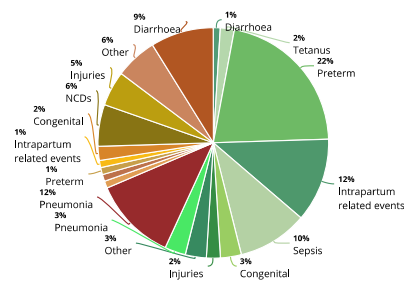
Causes of Maternal Death - 2014

Regional estimates for South Asia



Causes of Death Under-Five - 2015

Globally nearly half of child deaths are attributable to undernutrition



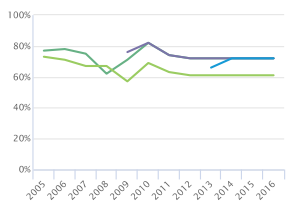
Children ages 1-59 months: 57% of deaths occur in the neonatal period
Newborns ages 0-27 days

Child Health

Immunization

Percent of children immunized:

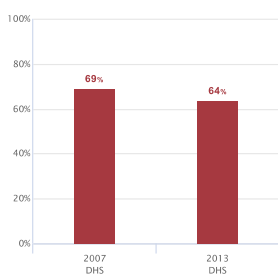
- against rotavirus (-)
- against measles (61%) 2016
- with 3 doses of DTP (72%) 2016
- with 3 doses of Hib (72%) 2016
- with 3 doses of pneumococcal (72%) 2016



Source: WHO/UNICEF 2016 revision

Pneumonia Treatment

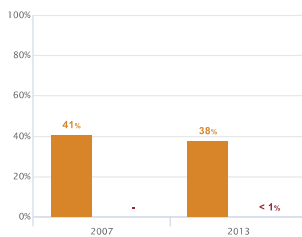
Percent of children under 5 years with symptoms of pneumonia taken to appropriate health provider



Diarrhoeal Disease Treatment

Percent of children under 5 years with diarrhoea:

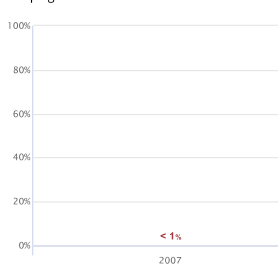
- Treated with ORS
- Treated with ORS + zinc



More years of data may be available on the dashboard.

Malaria Prevention & Treatment

Malaria prevention in children under-five - sleeping under ITNs

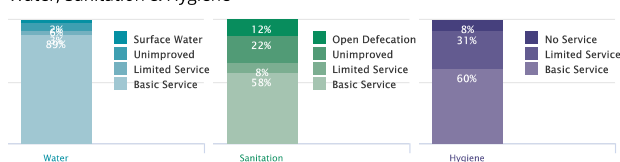


Malaria diagnostics in children under-five: Low Risk

Population sleeping under ITN or sleeping in a house sprayed by IRS: Low Risk

Environmental

Water, Sanitation & Hygiene



Source: WHO/UNICEF JMP 2017.

Policies, Systems & Financing

Legislative Policies

Family planning for adolescents without spousal or parental consent	No
Legal status of abortion	<ul style="list-style-type: none"> to save a woman's life: <input checked="" type="checkbox"/> to preserve physical health: <input checked="" type="checkbox"/> to preserve mental health: <input checked="" type="checkbox"/> for economic & social reason: <input checked="" type="checkbox"/> on request: <input checked="" type="checkbox"/> in case of rape or incest: <input checked="" type="checkbox"/> in case of foetal impairment: <input checked="" type="checkbox"/>
Maternity protection (Convention 183)	No
International code of marketing of breastmilk substitutes	Yes
Legislation on food fortification	<ul style="list-style-type: none"> Wheat: NO FORTIFICATION Maize: NO FORTIFICATION Rice: NO FORTIFICATION

Governance

Costed national implementation plan(s) for maternal, newborn and child health available	No	No	No
Maternal Death Review 2016	<ul style="list-style-type: none"> A national policy to notify all maternal deaths: <input checked="" type="checkbox"/> A national policy to review all maternal deaths: <input checked="" type="checkbox"/> A national maternal death review committee: <input checked="" type="checkbox"/> A subnational maternal death review committee: <input checked="" type="checkbox"/> Both national and subnational maternal death review committees: <input checked="" type="checkbox"/> At least biannual meetings of the national maternal death review committee: <input type="checkbox"/> 		

Civil society involvement in review of national maternal, newborn and child health programs: Partial

Financing

Total expenditure on health, per capita	36	2016
Government expenditure on health, per capita	13	2016
Out of pocket expenditure as % of total expenditure on health	56%	2016
General government expenditure on health as % of total government expenditure	5%	2014
ODA to RMNCH (US\$)	Total: \$446 M	2015
Per capita:	\$2	2015

Service Delivery

Life Saving Commodities in Essential Medicine List:

Reproductive Health	2	Maternal Health	3	Newborn Health	4	Child Health	3
<ul style="list-style-type: none"> 1. Female Condom 2. Contraceptive Implants 3. Emergency Contraception 		<ul style="list-style-type: none"> 1. Oxytocin 2. Misoprostol 3. Magnesium sulfate 		<ul style="list-style-type: none"> 1. Injectable Antibiotics 2. Antenatal Corticosteroids 3. Chlorhexidine 4. Resuscitation equipment: Self-inflating bag 		<ul style="list-style-type: none"> 1. Amoxicillin 2. Oral Rehydration Salts 3. Zinc 	

National availability of functional Emergency Obstetric Care (% of recommended minimum): -

Density of skilled health professionals (per 10,000 population): 14.1 2014

Midwives authorized for specific tasks	<ul style="list-style-type: none"> Parenteral antibiotics: <input checked="" type="checkbox"/> Parenteral oxytocin: <input checked="" type="checkbox"/> Parenteral anti-coagulants: <input checked="" type="checkbox"/> Manual removal of placenta: <input checked="" type="checkbox"/> Removal of retained products of conception: <input checked="" type="checkbox"/> Assisted vaginal delivery: <input checked="" type="checkbox"/> Newborn resuscitation: <input checked="" type="checkbox"/>
--	--