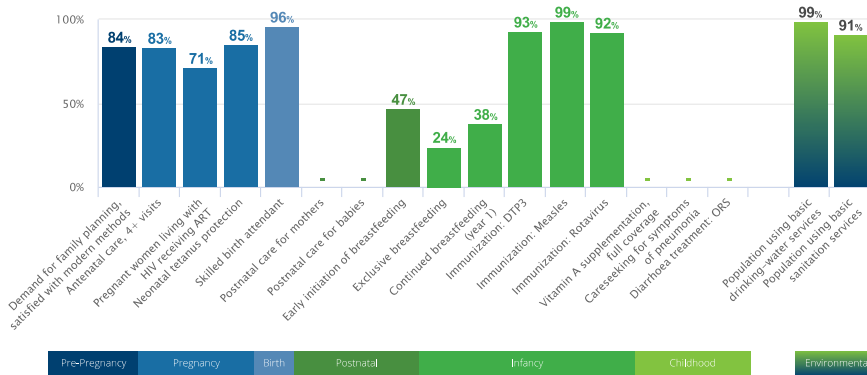



Continuum of Care Coverage

Percentage of those in need receiving coverage of key interventions across the continuum of care

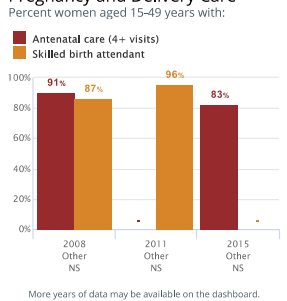


Equity

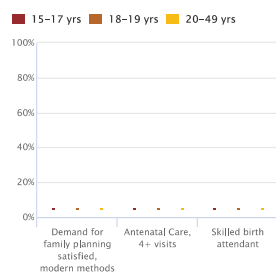


Maternal & Newborn Health

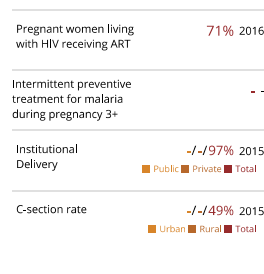
Pregnancy and Delivery Care



Adolescent Reproductive and Maternal Health

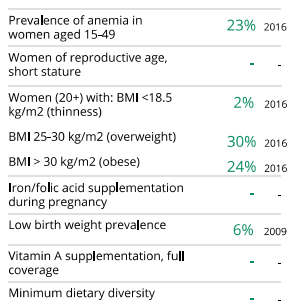


Additional Maternal and Neonatal Health Interventions

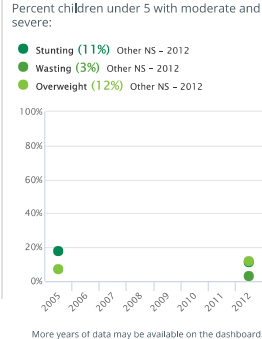


Women's & Children's Nutrition

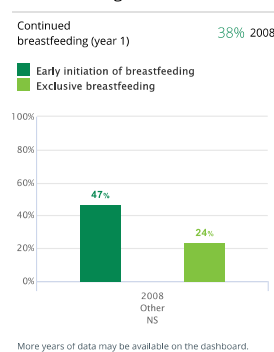
Essential Nutrition Indicators



Child Nutritional Status

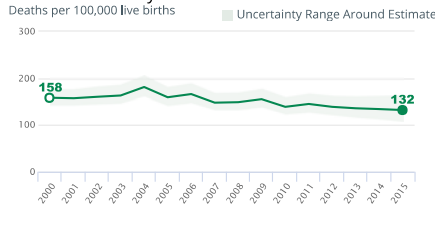


Breastfeeding Practices

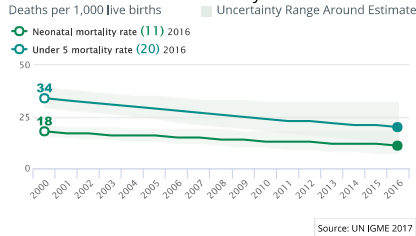


Demographics

Maternal Mortality Ratio

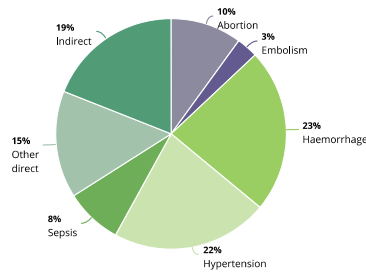


Neonatal & Under-five Mortality Rate



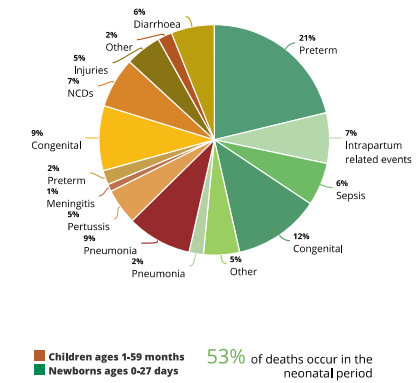
Causes of Maternal Death - 2014

Regional estimates for Latin America & Caribbean



Causes of Death Under-Five - 2015

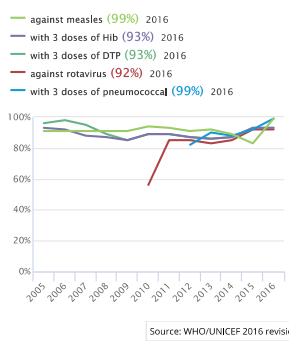
Globally nearly half of child deaths are attributable to undernutrition



Child Health

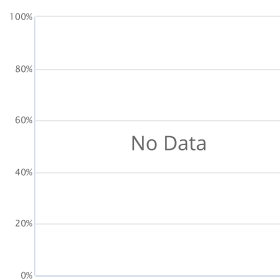
Immunization

Percent of children immunized:



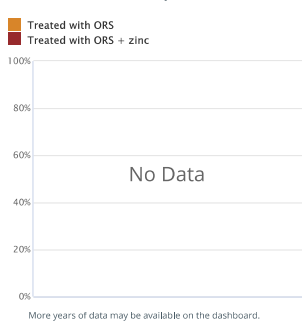
Pneumonia Treatment

Percent of children under 5 years with symptoms of pneumonia taken to appropriate health provider



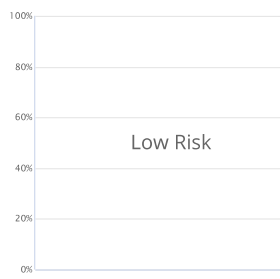
Diarrhoeal Disease Treatment

Percent of children under 5 years with diarrhoea:



Malaria Prevention & Treatment

Malaria prevention in children under-five - sleeping under ITNs

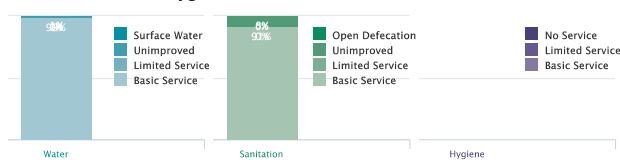


Malaria diagnostics in children under-five Low Risk

Population sleeping under ITN or sleeping in a house sprayed by IRS Low Risk

Environmental

Water, Sanitation & Hygiene



Policies, Systems & Financing

Legislative Policies

|   |   |
|---|---|
| Family planning for adolescents without spousal or parental consent | Yes   |
| Legal status of abortion  | <ul style="list-style-type: none"> <li>to save a woman's life: <input checked="" type="checkbox"/></li> <li>to preserve physical health: <input checked="" type="checkbox"/></li> <li>to preserve mental health: <input checked="" type="checkbox"/></li> <li>for economic &amp; social reason: <input checked="" type="checkbox"/></li> <li>on request: <input checked="" type="checkbox"/></li> <li>in case of rape or incest: <input checked="" type="checkbox"/></li> <li>in case of foetal impairment: <input checked="" type="checkbox"/></li> </ul>  |
| Maternity protection (Convention 183)                               | No  |
| International code of marketing of breastmilk substitutes           | Partial   |
| Legislation on food fortification                                   | <ul style="list-style-type: none"> <li>Wheat: MANDATORY</li> <li>Maize: NO FORTIFICATION</li> <li>Rice: NO FORTIFICATION</li> </ul>   |
| Governance  | <ul style="list-style-type: none"> <li>Costed national implementation plan(s) for maternal, newborn and child health available:                             <ul style="list-style-type: none"> <li>MATERNAL: No</li> <li>NEWBORN: No</li> <li>CHILD: No Data</li> </ul> </li> <li>Maternal Death Review 2016:                             <ul style="list-style-type: none"> <li>A national policy to notify all maternal deaths: <input checked="" type="checkbox"/></li> <li>A national policy to review all maternal deaths: <input checked="" type="checkbox"/></li> <li>A national maternal death review committee: <input checked="" type="checkbox"/></li> <li>A subnational maternal death review committee: <input checked="" type="checkbox"/></li> <li>Both national and subnational maternal death review committees: <input checked="" type="checkbox"/></li> <li>At least biannual meetings of the national maternal death review committee: <input checked="" type="checkbox"/></li> </ul> </li> </ul> |

|   |  |
|---|--|
| Civil society involvement in review of national maternal, newborn and child health programs | Yes  |
| Financing   | <ul style="list-style-type: none"> <li>Total expenditure on health, per capita: 464 2016</li> <li>Government expenditure on health, per capita: 213 2016</li> <li>Out of pocket expenditure as % of total expenditure on health: 49% 2016</li> <li>General government expenditure on health as % of total government expenditure: 12% 2014</li> <li>ODA to RMNCH (US\$):                             <ul style="list-style-type: none"> <li>Total: \$7 M 2015</li> <li>Per capita: \$1 2015</li> </ul> </li> </ul> |

Service Delivery

|   |  |
|---|--|
| Life Saving Commodities in Essential Medicine List:                                     |  |
| Reproductive Health   | 0  |
| Maternal Health   | 2  |
| Newborn Health  | 4  |
| Child Health  | 2  |
| National availability of functional Emergency Obstetric Care (% of recommended minimum) | -  |
| Density of skilled health professionals (per 10,000 population)                         | 23.3 2012  |
| Midwives authorized for specific tasks  | <ul style="list-style-type: none"> <li>Parenteral antibiotics: <input checked="" type="checkbox"/></li> <li>Parenteral oxytocin: <input checked="" type="checkbox"/></li> <li>Parenteral anti-coagulants: <input checked="" type="checkbox"/></li> <li>Manual removal of placenta: <input checked="" type="checkbox"/></li> <li>Removal of retained products of conception: <input checked="" type="checkbox"/></li> <li>Assisted vaginal delivery: <input checked="" type="checkbox"/></li> <li>Newborn resuscitation: <input checked="" type="checkbox"/></li> </ul> |