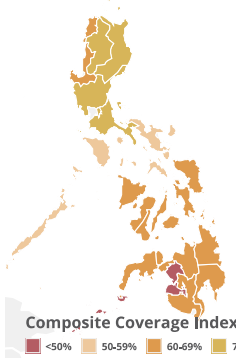


CCI Country Score: 69%

Demographics

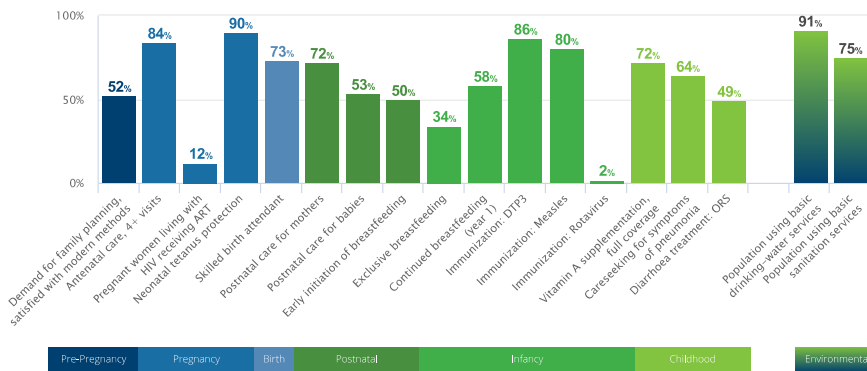


Total Population (000)	103,320	2016
Total under 5 population (000)	11,530	2016
Total adolescent (10-19) population (000)	20,750	2016
Secondary completion rate (upper, females)	76%	2016
Total Births (000)	2,399	2016
Total fertility rate (births per woman)	2.9	2016
Adolescent (15-19 years) birth rate (births per 1000 girls)	59	2011

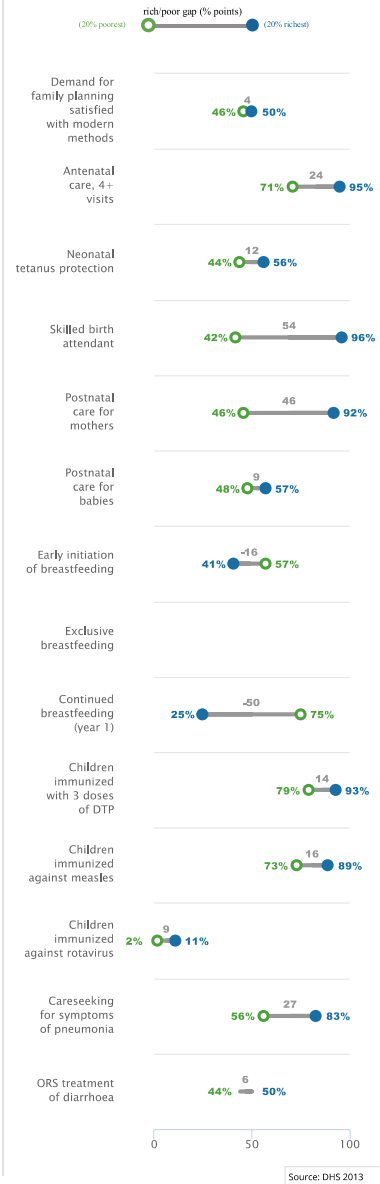
Birth registration	90%	2010
Total maternal deaths	2,700	2015
Lifetime risk of maternal deaths (1 in N)	280	2015
Stillbirth rate (per 1000 total births)	11	2015
Neonatal deaths, as % of all <5 deaths	45%	2015
Total under 5 deaths (000)	64	2016
Adolescent (10-19) mortality rate (per 100,000), by sex	56 girls 93 boys	2015

Continuum of Care Coverage

Percentage of those in need receiving coverage of key interventions across the continuum of care

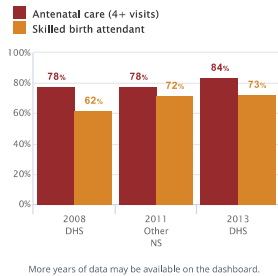


Equity

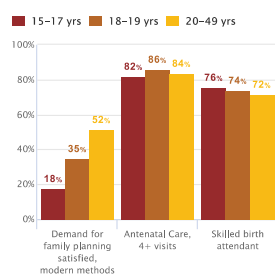


Maternal & Newborn Health

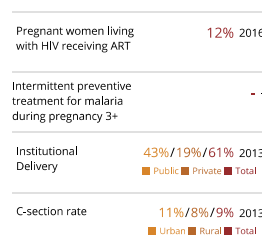
Pregnancy and Delivery Care



Adolescent Reproductive and Maternal Health



Additional Maternal and Neonatal Health Interventions

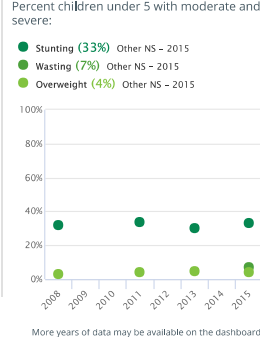


Women's & Children's Nutrition

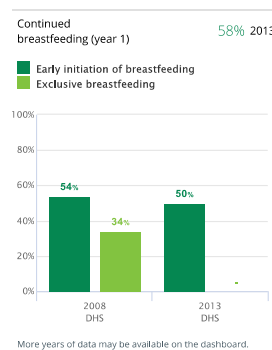
Essential Nutrition Indicators

Prevalence of anemia in women aged 15-49	16%	2016
Women of reproductive age, short stature	-	-
Women (20+) with BMI <18.5 kg/m2 (thinness)	13%	2016
BMI 25-30 kg/m2 (overweight)	22%	2016
BMI > 30 kg/m2 (obese)	8%	2016
Iron/folic acid supplementation during pregnancy	47%	2013
Low birth weight prevalence	21%	2008
Vitamin A supplementation, full coverage	72%	2015
Minimum dietary diversity	-	-

Child Nutritional Status



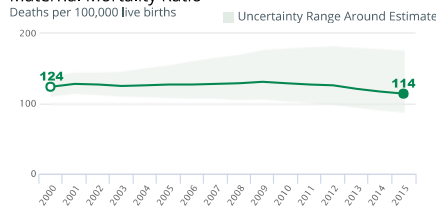
Breastfeeding Practices



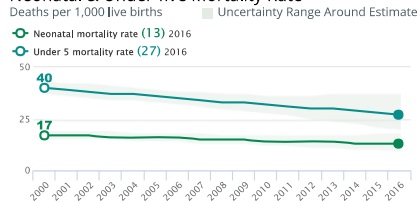
More information about indicator sources, definitions, and other details can be found in the Countdown report annexes: countdown2030.org/annexes

Demographics

Maternal Mortality Ratio

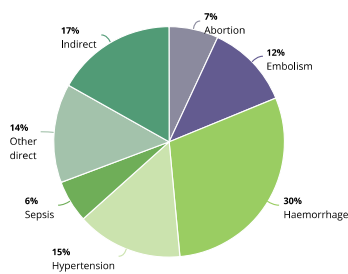


Neonatal & Under-five Mortality Rate



Causes of Maternal Death - 2014

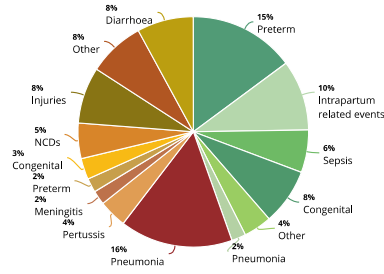
Regional estimates for South-eastern Asia



Source: WHO 2014

Causes of Death Under-Five - 2015

Globally nearly half of child deaths are attributable to undernutrition



Children ages 1-59 months
Newborns ages 0-27 days
45% of deaths occur in the neonatal period

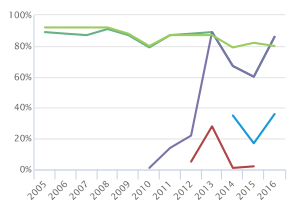
Source: WHO MCEE 2015

Child Health

Immunization

Percent of children immunized:

- with 3 doses of DTP (86%) 2016
- against measles (80%) 2016
- with 3 doses of Hib (86%) 2016
- against rotavirus (2%) 2015
- with 3 doses of pneumococcal (36%) 2016



Source: WHO/UNICEF 2016 revision

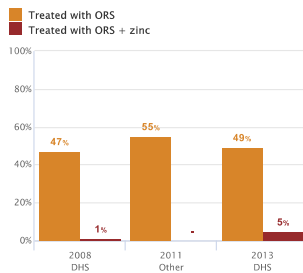
Pneumonia Treatment

Percent of children under 5 years with symptoms of pneumonia taken to appropriate health provider



Diarrhoeal Disease Treatment

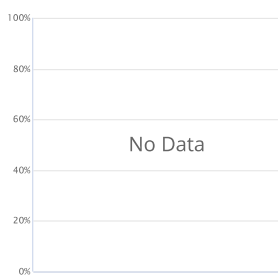
Percent of children under 5 years with diarrhoea:



More years of data may be available on the dashboard.

Malaria Prevention & Treatment

Malaria prevention in children under-five - sleeping under ITNs

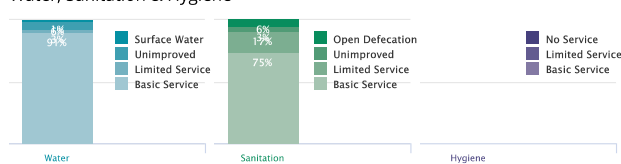


Malaria diagnostics in children under-five

Population sleeping under ITN or sleeping in a house sprayed by IRS

Environmental

Water, Sanitation & Hygiene



Source: WHO/UNICEF JMP 2017.

Policies, Systems & Financing

Legislative Policies

Family planning for adolescents without spousal or parental consent	No
Legal status of abortion	<ul style="list-style-type: none"> to save a woman's life: ✓ to preserve physical health: ✗ to preserve mental health: ✗ for economic & social reason: ✗ on request: ✗ in case of rape or incest: ✗ in case of foetal impairment: ✗
Maternity protection (Convention 183)	No
International code of marketing of breastmilk substitutes	Yes
Legislation on food fortification	<ul style="list-style-type: none"> Wheat: MANDATORY Maize: NO FORTIFICATION Rice: MANDATORY
Governance	<ul style="list-style-type: none"> Costed national implementation plan(s) for maternal, newborn and child health available: Yes Maternal Death Review 2014: <ul style="list-style-type: none"> Maternal: Yes Newborn: No Data Child: No Data
Maternal Death Review 2014	<ul style="list-style-type: none"> A national policy to notify all maternal deaths: ✓ A national policy to review all maternal deaths: ✓ A national maternal death review committee: ✓ A subnational maternal death review committee: ✗ Both national and subnational maternal death review committees: ✗ At least biannual meetings of the national maternal death review committee: ✗

Civil society involvement in review of national maternal, newborn and child health programs	No Data
Financing	<ul style="list-style-type: none"> Total expenditure on health, per capita: 135 2014 Government expenditure on health, per capita: 46 2014 Out of pocket expenditure as % of total expenditure on health: 54% 2014 General government expenditure on health as % of total government expenditure: 10% 2014 ODA to RMNCH (US\$): Total: \$85 M 2015, Per capita: \$1 2015

Service Delivery

Life Saving Commodities in Essential Medicine List:	
Reproductive Health: 0	<ul style="list-style-type: none"> 1. Female Condom 2. Contraceptive Implants 3. Emergency Contraception
Maternal Health: 2	<ul style="list-style-type: none"> 1. Oxytocin 2. Misoprostol 3. Magnesium sulfate
Newborn Health: 2	<ul style="list-style-type: none"> 1. Injectable Antibiotics 2. Antenatal Corticosteroids 3. Chlorhexidine Resuscitation equipment: Self-inflating bag
Child Health: 3	<ul style="list-style-type: none"> 1. Amoxicillin 2. Oral Rehydration Salts 3. Zinc
National availability of functional Emergency Obstetric Care (% of recommended minimum)	-
Density of skilled health professionals (per 10,000 population)	-
Midwives authorized for specific tasks	<ul style="list-style-type: none"> Parenteral antibiotics: ✓ Parenteral oxytocin: ✓ Parenteral anti-coagulants: ✓ Manual removal of placenta: ✓ Removal of retained products of conception: ✓ Assisted vaginal delivery: ✓ Newborn resuscitation: ✗