

CCI Country Score: -



Composite Coverage Index



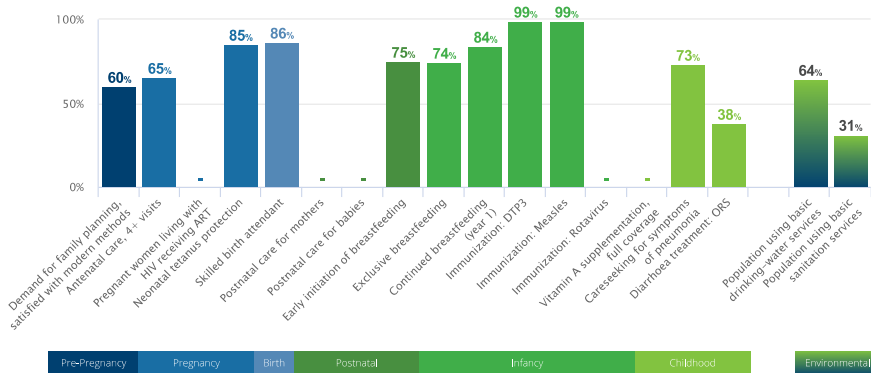
Demographics

Total Population (000)	599	2016
Total under 5 population (000)	83	2016
Total adolescent (10-19) population (000)	137	2016
Secondary completion rate (upper, females)	-	-
Total Births (000)	17	2016
Total fertility rate (births per woman)	3.9	2016
Adolescent (15-19 years) birth rate (births per 1000 girls)	62	2008

Birth registration	-	-
Total maternal deaths	19	2015
Lifetime risk of maternal deaths (1 in N)	220	2015
Stillbirth rate (per 1000 total births)	18	2015
Neonatal deaths, as % of all <5 deaths	43%	2015
Total under 5 deaths (000)	0	2016
Adolescent (10-19) mortality rate (per 100,000), by sex	74 girls 98 boys	2015

Continuum of Care Coverage

Percentage of those in need receiving coverage of key interventions across the continuum of care



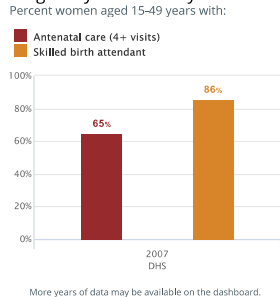
Equity



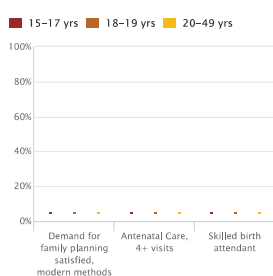
Demand for family planning satisfied with modern methods	No Data
Antenatal care, 4+ visits	
Neonatal tetanus protection	
Skilled birth attendant	
Postnatal care for mothers	
Postnatal care for babies	
Early initiation of breastfeeding	
Exclusive breastfeeding	
Continued breastfeeding (year 1)	
Children immunized with 3 doses of DTP	
Children immunized against measles	
Children immunized against rotavirus	
Careseeking for symptoms of pneumonia	
ORS treatment of diarrhoea	

Maternal & Newborn Health

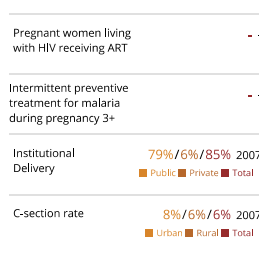
Pregnancy and Delivery Care



Adolescent Reproductive and Maternal Health



Additional Maternal and Neonatal Health Interventions

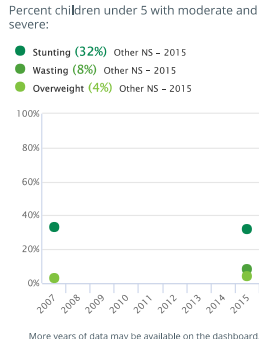


Women's & Children's Nutrition

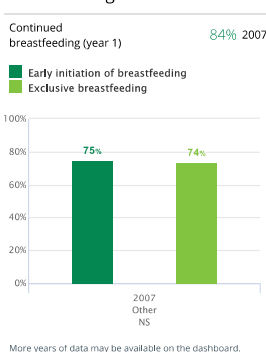
Essential Nutrition Indicators

Prevalence of anemia in women aged 15-49	39%	2016
Women of reproductive age, short stature	-	-
Women (20+) with: BMI <18.5 kg/m2 (thinness)	2%	2016
BMI 25-30 kg/m2 (overweight)	34%	2016
BMI > 30 kg/m2 (obese)	28%	2016
Iron/folic acid supplementation during pregnancy	-	-
Low birth weight prevalence	13%	2007
Vitamin A supplementation, full coverage	-	-
Minimum dietary diversity	-	-

Child Nutritional Status



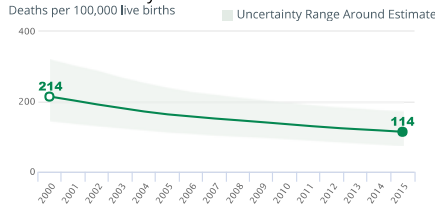
Breastfeeding Practices



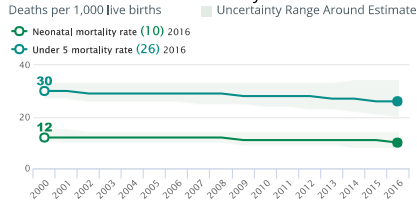
More information about indicator sources, definitions, and other details can be found in the Countdown report annexes: countdown2030.org/annexes

Demographics

Maternal Mortality Ratio

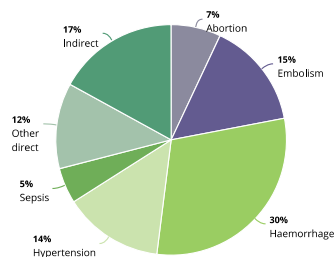


Neonatal & Under-five Mortality Rate



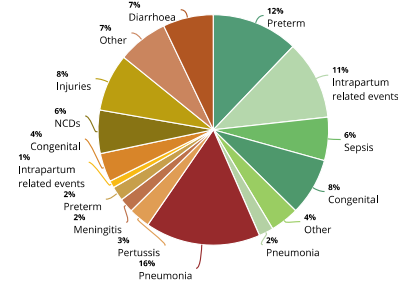
Causes of Maternal Death - 2014

Regional estimates for Oceania



Causes of Death Under-Five - 2015

Globally nearly half of child deaths are attributable to undernutrition

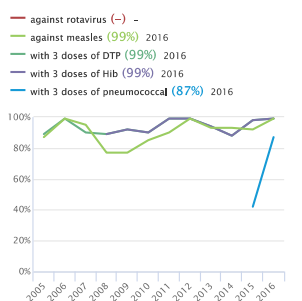


Children ages 1-59 months 43% of deaths occur in the neonatal period

Child Health

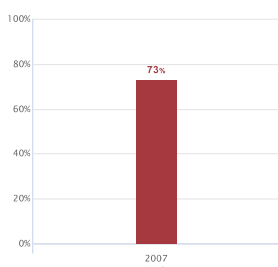
Immunization

Percent of children immunized:



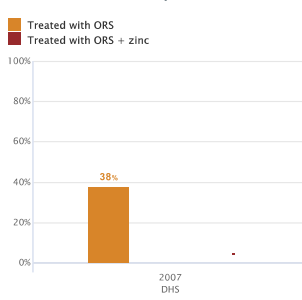
Pneumonia Treatment

Percent of children under 5 years with symptoms of pneumonia taken to appropriate health provider



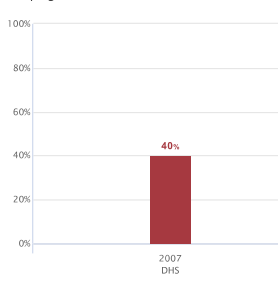
Diarrhoeal Disease Treatment

Percent of children under 5 years with diarrhoea:



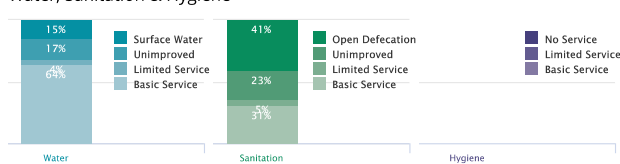
Malaria Prevention & Treatment

Malaria prevention in children under-five - sleeping under ITNs



Environmental

Water, Sanitation & Hygiene



Policies, Systems & Financing

Legislative Policies

Family planning for adolescents without spousal or parental consent: No Data

Legal status of abortion:

- to save a woman's life: ✓
- to preserve physical health: ✗
- to preserve mental health: ✗
- for economic & social reason: ✗
- on request: ✗
- in case of rape or incest: ✗
- in case of foetal impairment: ✗

Maternity protection (Convention 183): No

International code of marketing of breastmilk substitutes: Partial

Legislation on food fortification:

- Wheat: MANDATORY
- Maize: NO FORTIFICATION
- Rice: NO FORTIFICATION

Governance:

- Costed national implementation plan(s) for maternal, newborn and child health available: No (Maternal), No (Newborn), No (Child)
- Maternal Death Review 2016:
 - A national policy to notify all maternal deaths: ✗
 - A national policy to review all maternal deaths: ✗
 - A national maternal death review committee: ✗
 - A subnational maternal death review committee: ✓
 - Both national and subnational maternal death review committees: ✗
 - At least biannual meetings of the national maternal death review committee: -

Civil society involvement in review of national maternal, newborn and child health programs: No Data

Financing:

- Total expenditure on health, per capita: 102 2016
- Government expenditure on health, per capita: 94 2016
- Out of pocket expenditure as % of total expenditure on health: 5% 2016
- General government expenditure on health as % of total government expenditure: 13% 2014

ODA to RMNCH (US\$):

- Total: \$16 M 2015
- Per capita: \$27 2015

Service Delivery

Life Saving Commodities in Essential Medicine List:

Category	Count
Reproductive Health	0
Maternal Health	3
Newborn Health	4
Child Health	3

National availability of functional Emergency Obstetric Care (% of recommended minimum): -

Density of skilled health professionals (per 10,000 population): 22.1 2011

Midwives authorized for specific tasks:

- Parenteral antibiotics: ✓
- Parenteral oxytocin: ✓
- Parenteral anti-coagulants: ✓
- Manual removal of placenta: ✓
- Removal of retained products of conception: ✓
- Assisted vaginal delivery: ✓
- Newborn resuscitation: ✓