



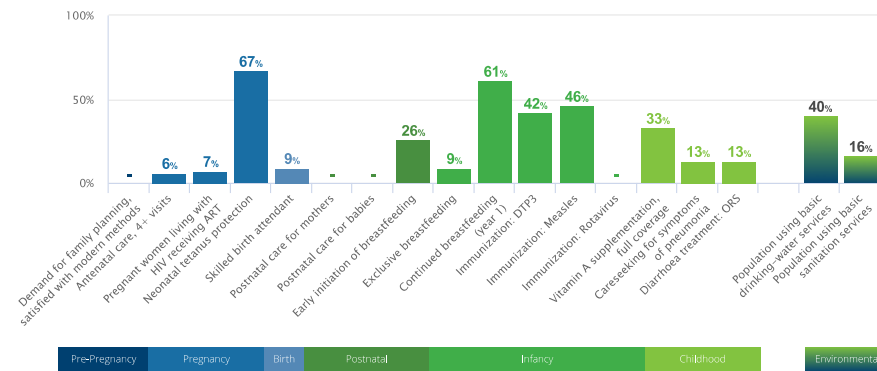
Demographics

Total Population (000)	14,318	2016
Total under 5 population (000)	2,617	2016
Total adolescent (10-19) population (000)	3,426	2016
Secondary completion rate (upper, females)	-	-
Total Births (000)	623	2016
Total fertility rate (births per woman)	6.3	2016
Adolescent (15-19 years) birth rate (births per 1000 girls)	123	2005

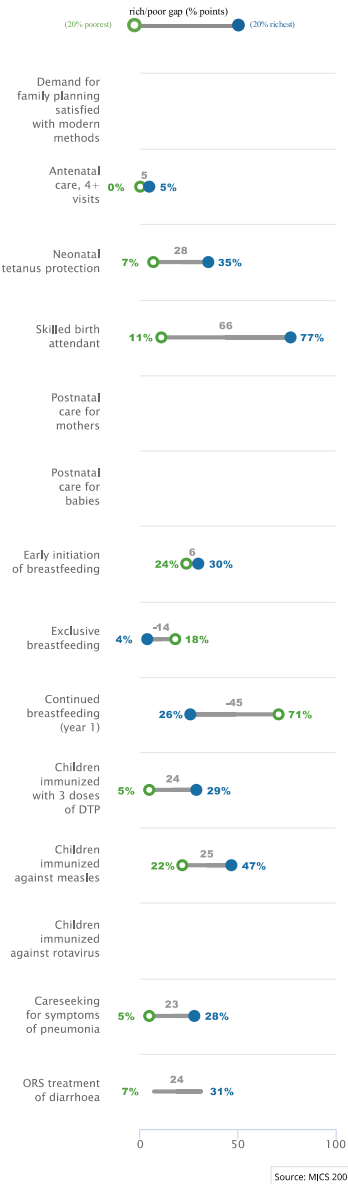
Birth registration	3%	2006
Total maternal deaths	3,400	2015
Lifetime risk of maternal deaths (1 in N)	22	2015
Stillbirth rate (per 1000 total births)	36	2015
Neonatal deaths, as % of all <5 deaths	29%	2015
Total under 5 deaths (000)	79	2016
Adolescent (10-19) mortality rate (per 100,000), by sex	309 girls 344 boys	2015

Continuum of Care Coverage

Percentage of those in need receiving coverage of key interventions across the continuum of care

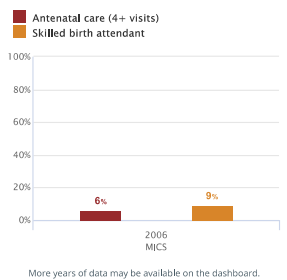


Equity

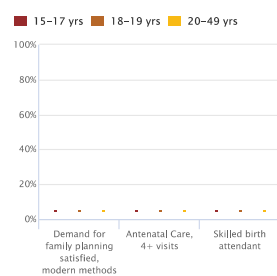


Maternal & Newborn Health


Pregnancy and Delivery Care



Adolescent Reproductive and Maternal Health



Additional Maternal and Neonatal Health Interventions

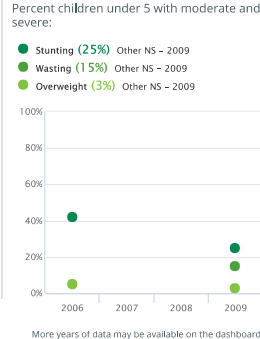


Women's & Children's Nutrition

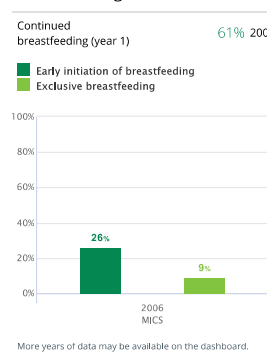
Essential Nutrition Indicators

Prevalence of anemia in women aged 15-49	44%	2016
Women of reproductive age, short stature	-	-
Women (20+) with: BMI <18.5 kg/m2 (thinness)	9%	2016
BMI 25-30 kg/m2 (overweight)	24%	2016
BMI > 30 kg/m2 (obese)	13%	2016
Iron/folic acid supplementation during pregnancy	-	-
Low birth weight prevalence	-	-
Vitamin A supplementation, full coverage	33%	2015
Minimum dietary diversity	-	-

Child Nutritional Status

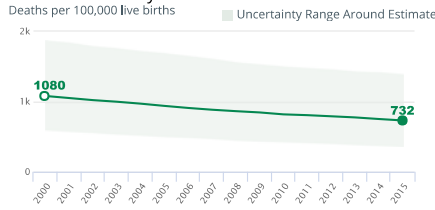


Breastfeeding Practices

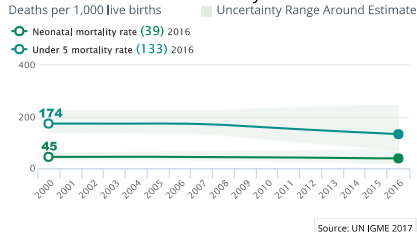


Demographics

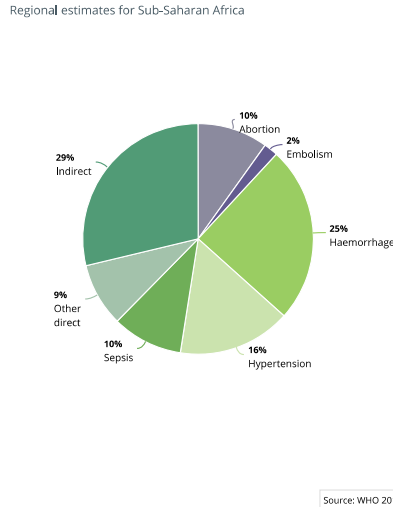
Maternal Mortality Ratio



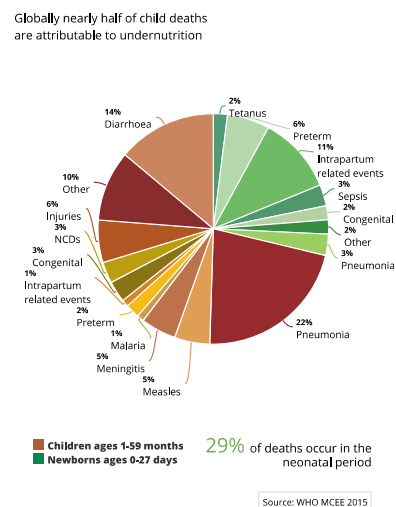
Neonatal & Under-five Mortality Rate



Causes of Maternal Death - 2014

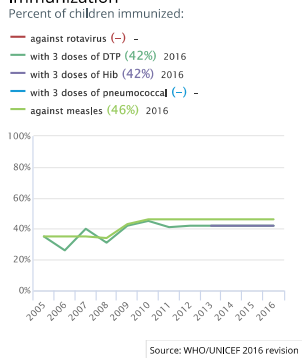


Causes of Death Under-Five - 2015

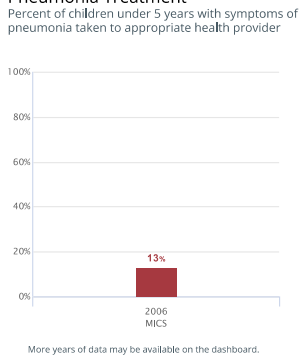


Child Health

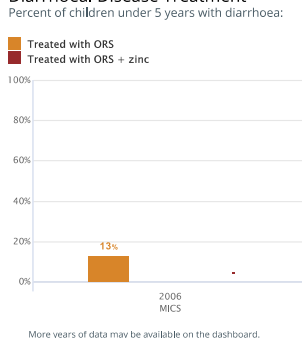
Immunization



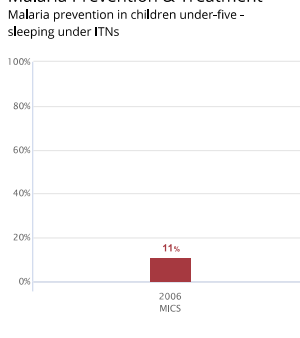
Pneumonia Treatment



Diarrhoeal Disease Treatment

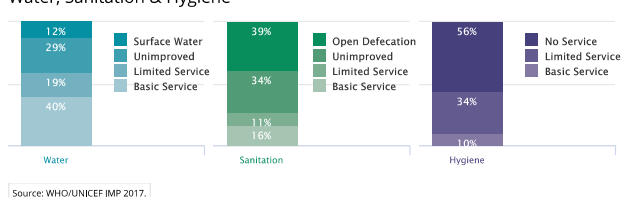


Malaria Prevention & Treatment



Environmental

Water, Sanitation & Hygiene



Policies, Systems & Financing

Legislative Policies

Family planning for adolescents without spousal or parental consent	No
Legal status of abortion	<ul style="list-style-type: none"> <li>to save a woman's life: <input checked="" type="checkbox"/></li> <li>to preserve physical health: <input checked="" type="checkbox"/></li> <li>to preserve mental health: <input checked="" type="checkbox"/></li> <li>for economic &amp; social reason: <input checked="" type="checkbox"/></li> <li>on request: <input checked="" type="checkbox"/></li> <li>in case of rape or incest: <input checked="" type="checkbox"/></li> <li>in case of foetal impairment: <input checked="" type="checkbox"/></li> </ul>
Maternity protection (Convention 183)	No
International code of marketing of breastmilk substitutes	No
Legislation on food fortification	<ul style="list-style-type: none"> <li>Wheat: NO FORTIFICATION</li> <li>Maize: NO FORTIFICATION</li> <li>Rice: NO FORTIFICATION</li> </ul>
Costed national implementation plan(s) for maternal, newborn and child health available	<ul style="list-style-type: none"> <li>MATERNAL: Yes</li> <li>NEWBORN: Yes</li> <li>CHILD: Yes</li> </ul>

Maternal Death Review 2014	<ul style="list-style-type: none"> <li>A national policy to notify all maternal deaths: <input checked="" type="checkbox"/></li> <li>A national policy to review all maternal deaths: <input checked="" type="checkbox"/></li> <li>A national maternal death review committee: <input checked="" type="checkbox"/></li> <li>A subnational maternal death review committee: <input checked="" type="checkbox"/></li> <li>Both national and subnational maternal death review committees: <input checked="" type="checkbox"/></li> <li>At least biannual meetings of the national maternal death review committee: <input type="checkbox"/></li> </ul>
Civil society involvement in review of national maternal, newborn and child health programs	No Data

Financing

Total expenditure on health, per capita	-
Government expenditure on health, per capita	-
Out of pocket expenditure as % of total expenditure on health	-
General government expenditure on health as % of total government expenditure	-
ODA to RMNCH (US\$)	Total: \$68 M 2015 Per capita: \$5 2015

Service Delivery

Life Saving Commodities in Essential Medicine List:			
Reproductive Health: 0	Maternal Health: 3	Newborn Health: 2	Child Health: 3
<ul style="list-style-type: none"> <li>1. Female Condom</li> <li>2. Contraceptive Implants</li> <li>3. Emergency Contraception</li> </ul>	<ul style="list-style-type: none"> <li>1. Oxytocin</li> <li>2. Misoprostol</li> <li>3. Magnesium sulfate</li> </ul>	<ul style="list-style-type: none"> <li>1. Injectable Antibiotics</li> <li>2. Antenatal Corticosteroids</li> <li>3. Chlorhexidine</li> <li>4. Resuscitation equipment: Self-inflating bag</li> </ul>	<ul style="list-style-type: none"> <li>1. Amoxicillin</li> <li>2. Oral Rehydration Salts</li> <li>3. Zinc</li> </ul>
National availability of functional Emergency Obstetric Care (% of recommended minimum)	-		
Density of skilled health professionals (per 10,000 population)	1.1 2014		
Midwives authorized for specific tasks	<ul style="list-style-type: none"> <li>Parenteral antibiotics: <input checked="" type="checkbox"/></li> <li>Parenteral oxytocin: <input checked="" type="checkbox"/></li> <li>Parenteral anti-coagulants: <input checked="" type="checkbox"/></li> <li>Manual removal of placenta: <input checked="" type="checkbox"/></li> <li>Removal of retained products of conception: <input checked="" type="checkbox"/></li> <li>Assisted vaginal delivery: <input checked="" type="checkbox"/></li> <li>Newborn resuscitation: <input checked="" type="checkbox"/></li> </ul>		