

CCI Country Score: -

**Composite Coverage Index**

- <50%
- 50-59%
- 60-69%
- 70-79%
- 80% +
- No data

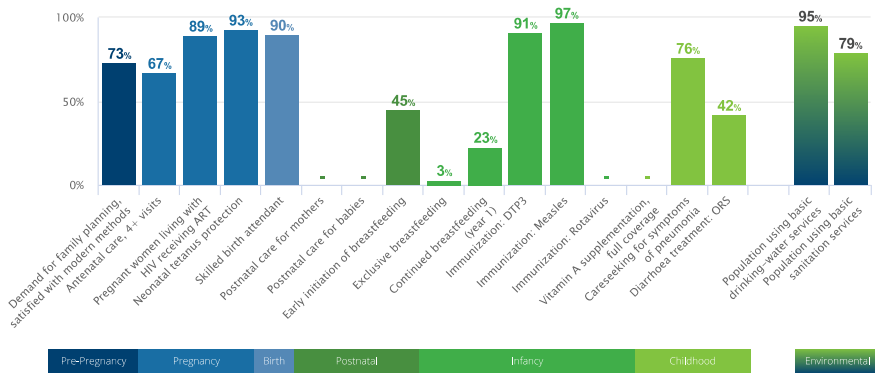
**Demographics**

Total Population (000)	558	2016
Total under 5 population (000)	50	2016
Total adolescent (10-19) population (000)	99	2016
Secondary completion rate (upper, females)	22%	2016
Total Births (000)	10	2016
Total fertility rate (births per woman)	2.4	2016
Adolescent (15-19 years) birth rate (births per 1000 girls)	66	2007

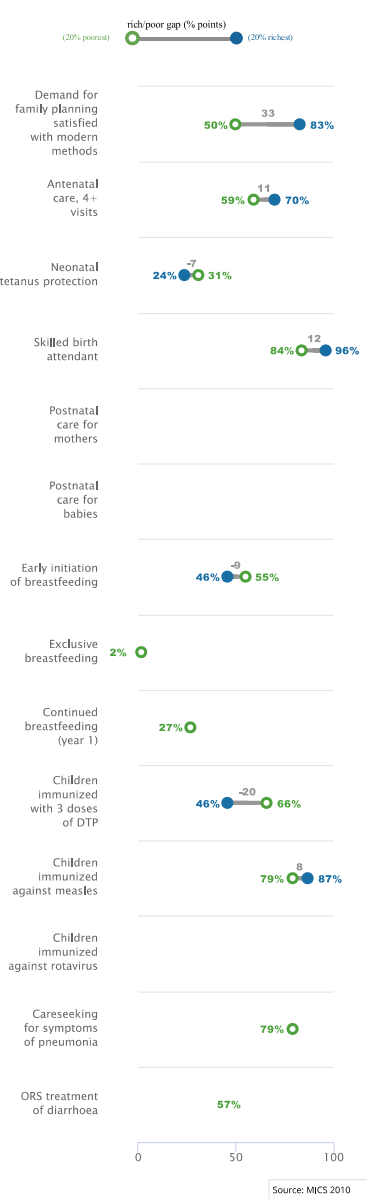
Birth registration	99%	2010
Total maternal deaths	15	2015
Lifetime risk of maternal deaths (1 in N)	270	2015
Stillbirth rate (per 1000 total births)	19	2015
Neonatal deaths, as % of all <5 deaths	54%	2015
Total under 5 deaths (000)	0	2016
Adolescent (10-19) mortality rate (per 100,000), by sex	69 girls 83 boys	2015

**Continuum of Care Coverage**

Percentage of those in need receiving coverage of key interventions across the continuum of care

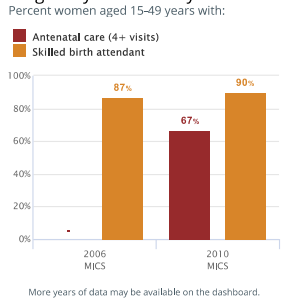


**Equity**

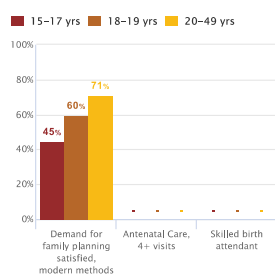


**Maternal & Newborn Health**

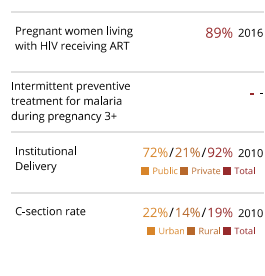
**Pregnancy and Delivery Care**



**Adolescent Reproductive and Maternal Health**



**Additional Maternal and Neonatal Health Interventions**

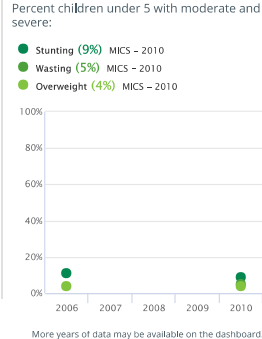


**Women's & Children's Nutrition**

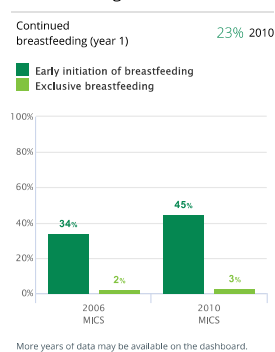
**Essential Nutrition Indicators**

Prevalence of anemia in women aged 15-49	24%	2016
Women of reproductive age, short stature	-	-
Women (20+) with: BMI <18.5 kg/m2 (thinness)	3%	2016
BMI 25-30 kg/m2 (overweight)	31%	2016
BMI > 30 kg/m2 (obese)	35%	2016
Iron/folic acid supplementation during pregnancy	-	-
Low birth weight prevalence	14%	2010
Vitamin A supplementation, full coverage	-	-
Minimum dietary diversity	-	-

**Child Nutritional Status**

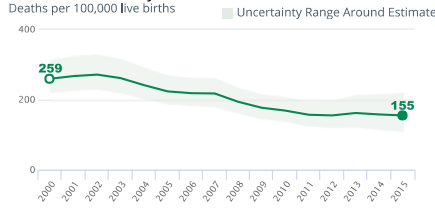


**Breastfeeding Practices**

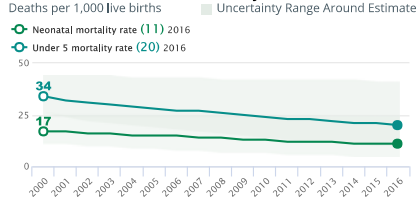


Demographics

Maternal Mortality Ratio

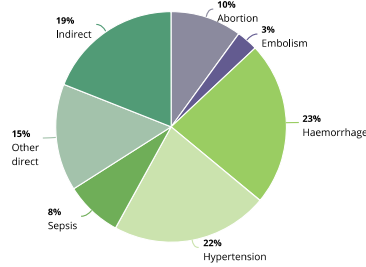


Neonatal & Under-five Mortality Rate



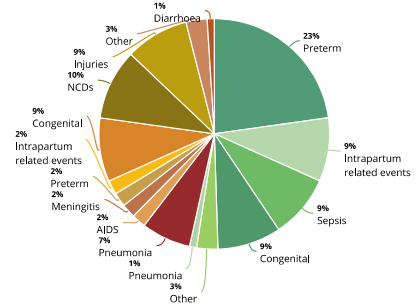
Causes of Maternal Death - 2014

Regional estimates for Latin America & Caribbean



Causes of Death Under-Five - 2015

Globally nearly half of child deaths are attributable to undernutrition

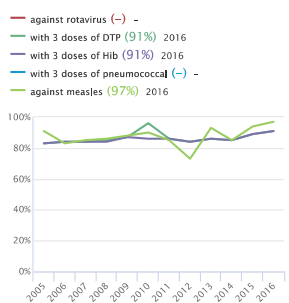


Children ages 1-59 months: 54% of deaths occur in the neonatal period

Child Health

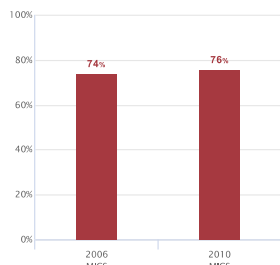
Immunization

Percent of children immunized:



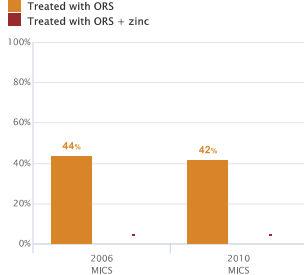
Pneumonia Treatment

Percent of children under 5 years with symptoms of pneumonia taken to appropriate health provider



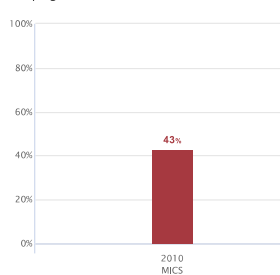
Diarrhoeal Disease Treatment

Percent of children under 5 years with diarrhoea:



Malaria Prevention & Treatment

Malaria prevention in children under-five - sleeping under ITNs

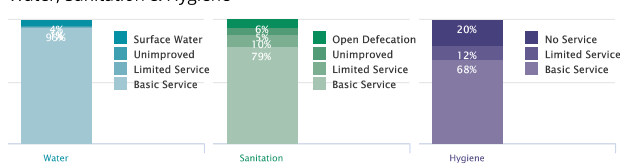


Malaria diagnostics in children under-five: 15% 2010

Population sleeping under ITN or sleeping in a house sprayed by IRS: Low Risk

Environmental

Water, Sanitation & Hygiene



Source: WHO/UNICEF JMP 2017.

Policies, Systems & Financing

Legislative Policies

Family planning for adolescents without spousal or parental consent	Yes												
Legal status of abortion	<input checked="" type="checkbox"/> to save a woman's life <input checked="" type="checkbox"/> to preserve physical health <input checked="" type="checkbox"/> to preserve mental health <input checked="" type="checkbox"/> for economic & social reason <input checked="" type="checkbox"/> on request <input checked="" type="checkbox"/> in case of rape or incest <input checked="" type="checkbox"/> in case of foetal impairment												
Maternity protection (Convention 183)	No Data												
International code of marketing of breastmilk substitutes	No												
Legislation on food fortification	Wheat: MANDATORY Maize: NO FORTIFICATION Rice: NO FORTIFICATION												
Governance	Costed national implementation plan(s) for maternal, newborn and child health available: <table border="1"> <tr> <td>MATERNAL</td> <td>Yes</td> <td>NEWBORN</td> <td>Yes</td> <td>CHILD</td> <td>No</td> </tr> </table>	MATERNAL	Yes	NEWBORN	Yes	CHILD	No						
MATERNAL	Yes	NEWBORN	Yes	CHILD	No								
Maternal Death Review 2016	<table border="1"> <tr> <td>A national policy to notify all maternal deaths</td> <td>A national policy to review all maternal deaths</td> <td>A national maternal death review committee</td> <td>A subnational maternal death review committee</td> <td>Both national and subnational maternal death review committees</td> <td>At least biannual meetings of the national maternal death review committee</td> </tr> <tr> <td>✓</td> <td>✓</td> <td>✓</td> <td>✗</td> <td>✗</td> <td>✓</td> </tr> </table>	A national policy to notify all maternal deaths	A national policy to review all maternal deaths	A national maternal death review committee	A subnational maternal death review committee	Both national and subnational maternal death review committees	At least biannual meetings of the national maternal death review committee	✓	✓	✓	✗	✗	✓
A national policy to notify all maternal deaths	A national policy to review all maternal deaths	A national maternal death review committee	A subnational maternal death review committee	Both national and subnational maternal death review committees	At least biannual meetings of the national maternal death review committee								
✓	✓	✓	✗	✗	✓								
Civil society involvement in review of national maternal, newborn and child health programs	Partial												

Financing

Total expenditure on health, per capita	589	2016
Government expenditure on health, per capita	304	2016
Out of pocket expenditure as % of total expenditure on health	11%	2016
General government expenditure on health as % of total government expenditure	12%	2014
ODA to RMNCH (US\$)	Total: \$4 M	2015
	Per capita: \$7	2015

Service Delivery

Life Saving Commodities in Essential Medicine List:

Reproductive Health	Maternal Health	Newborn Health	Child Health
0	3	3	2
1. Female Condom 2. Contraceptive Implants 3. Emergency Contraception	1. Oxytocin 2. Misoprostol 3. Magnesium sulfate	1. Injectable Antibiotics 2. Antenatal Corticosteroids 3. Chlorhexidine 4. Resuscitation equipment: Self-inflating bag	1. Amoxicillin 2. Oral Rehydration Salts 3. Zinc

National availability of functional Emergency Obstetric Care (% of recommended minimum): 87% 2016

Density of skilled health professionals (per 10,000 population): -

Midwives authorized for specific tasks

<input checked="" type="checkbox"/> Parenteral antibiotics	<input checked="" type="checkbox"/> Parenteral oxygen	<input checked="" type="checkbox"/> Parenteral anti-coagulants	<input checked="" type="checkbox"/> Manual removal of placenta	<input checked="" type="checkbox"/> Removal of retained products of conception	<input checked="" type="checkbox"/> Assisted vaginal delivery	<input checked="" type="checkbox"/> Newborn resuscitation
--	---	--	--	--	---	---