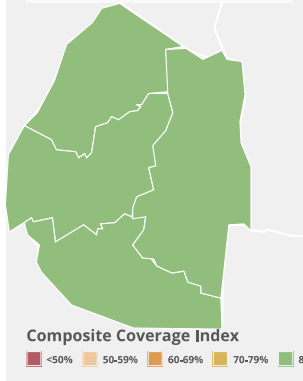


CCI Country Score: 83%

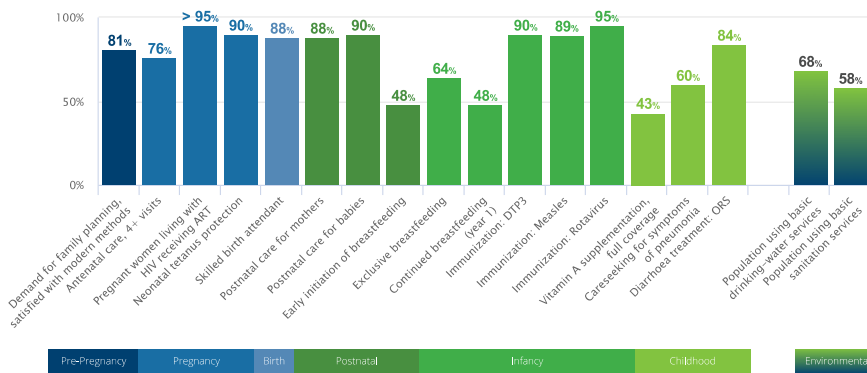


Demographics

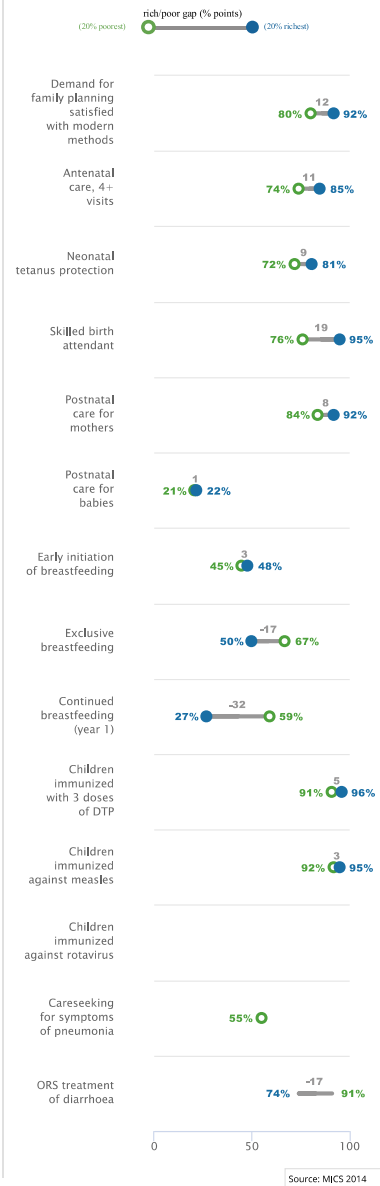
Total Population (000)	1,343	2016	Birth registration	54%	2014
Total under 5 population (000)	180	2016	Total maternal deaths	150	2015
Total adolescent (10-19) population (000)	303	2016	Lifetime risk of maternal deaths (1 in N)	76	2015
Secondary completion rate (upper, females)	29%	2016	Stillbirth rate (per 1000 total births)	12	2015
Total Births (000)	39	2016	Neonatal deaths, as % of all <5 deaths	23%	2015
Total fertility rate (births per woman)	3.1	2016	Total under 5 deaths (000)	3	2016
Adolescent (15-19 years) birth rate (births per 1000 girls)	89	2009	Adolescent (10-19) mortality rate (per 100,000), by sex	175 girls 202 boys	2015

Continuum of Care Coverage

Percentage of those in need receiving coverage of key interventions across the continuum of care

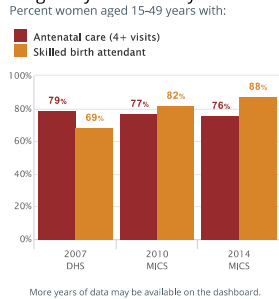


Equity

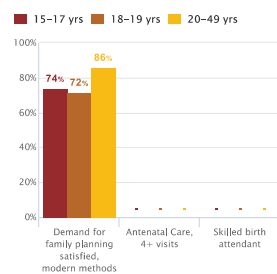


Maternal & Newborn Health

Pregnancy and Delivery Care



Adolescent Reproductive and Maternal Health



Additional Maternal and Neonatal Health Interventions

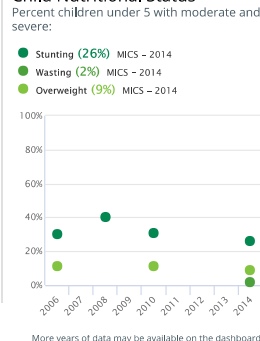
Pregnant women living with HIV receiving ART	95%	2016
Intermittent preventive treatment for malaria during pregnancy 3+	1%	2010
Institutional Delivery	59%/28%/88%	2014
C-section rate	15%/11%/12%	2014

Women's & Children's Nutrition

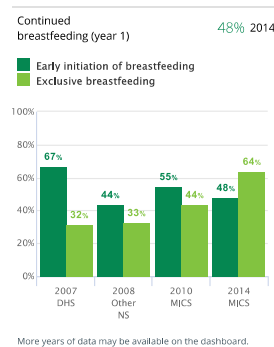
Essential Nutrition Indicators

Prevalence of anemia in women aged 15-49	27%	2016
Women of reproductive age, short stature	1%	2006
Women (20+) with: BMI <18.5 kg/m2 (thinness)	5%	2016
BMI 25-30 kg/m2 (overweight)	27%	2016
BMI > 30 kg/m2 (obese)	27%	2016
Iron/folic acid supplementation during pregnancy	34%	2007
Low birth weight prevalence	9%	2010
Vitamin A supplementation, full coverage	43%	2014
Minimum dietary diversity	62%	2014

Child Nutritional Status

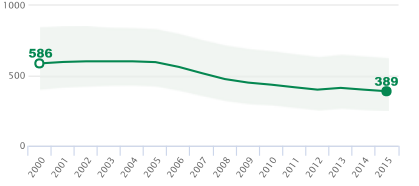


Breastfeeding Practices

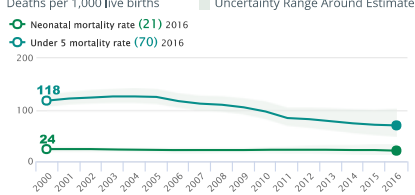


Demographics

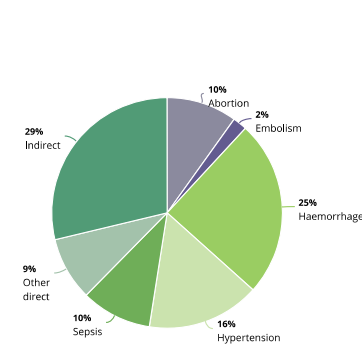
Maternal Mortality Ratio
Deaths per 100,000 live births



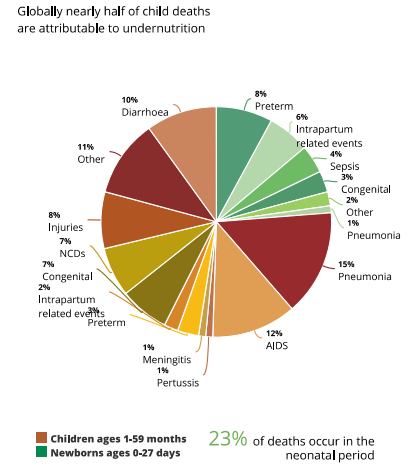
Neonatal & Under-five Mortality Rate
Deaths per 1,000 live births



Causes of Maternal Death - 2014
Regional estimates for Sub-Saharan Africa

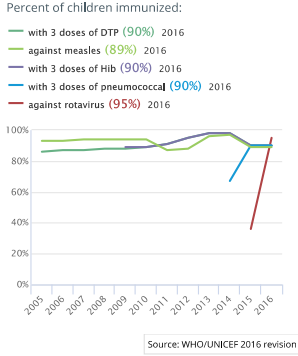


Causes of Death Under-Five - 2015

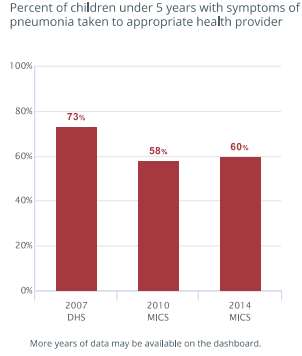


Child Health

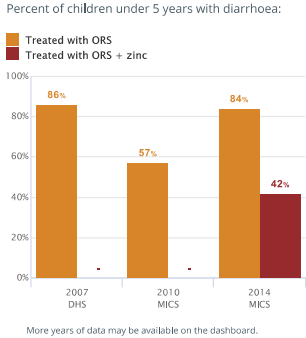
Immunization



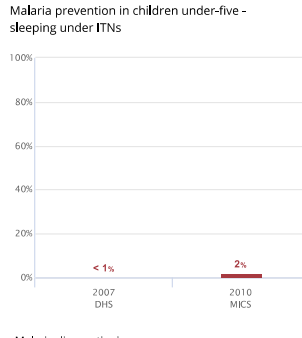
Pneumonia Treatment



Diarrhoeal Disease Treatment



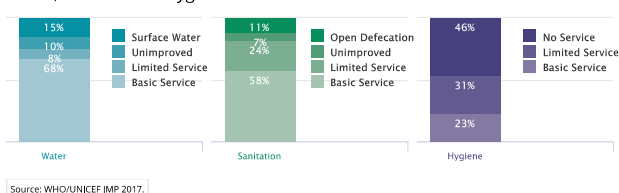
Malaria Prevention & Treatment



Malaria diagnostics in children under-five: 14% 2010
Population sleeping under ITN or sleeping in a house sprayed by IRS: 0% 2007

Environmental

Water, Sanitation & Hygiene



Policies, Systems & Financing

Legislative Policies

Family planning for adolescents without spousal or parental consent	No
Legal status of abortion	<input checked="" type="checkbox"/> to save a woman's life <input checked="" type="checkbox"/> to preserve physical health <input checked="" type="checkbox"/> to preserve mental health <input checked="" type="checkbox"/> for economic & social reason <input checked="" type="checkbox"/> on request <input checked="" type="checkbox"/> in case of rape or incest <input checked="" type="checkbox"/> in case of foetal impairment
Maternity protection (Convention 183)	No
International code of marketing of breastmilk substitutes	No
Legislation on food fortification	Wheat: NO FORTIFICATION Maize: NO FORTIFICATION Rice: NO FORTIFICATION
Governance	Costed national implementation plan(s) for maternal, newborn and child health available: No (MATERNAL), No (NEWBORN), No (CHILD)
Maternal Death Review 2013	<input checked="" type="checkbox"/> A national policy to notify all maternal deaths <input checked="" type="checkbox"/> A national policy to review all maternal deaths <input checked="" type="checkbox"/> A national maternal death review committee <input checked="" type="checkbox"/> A subnational maternal death review committee <input checked="" type="checkbox"/> Both national and subnational maternal death review committees <input checked="" type="checkbox"/> At least biannual meetings of the national maternal death review committee

Civil society involvement in review of national maternal, newborn and child health programs	No Data
---	---------

Financing

Total expenditure on health, per capita	248 2013
Government expenditure on health, per capita	188 2013
Out of pocket expenditure as % of total expenditure on health	10% 2013
General government expenditure on health as % of total government expenditure	17% 2014
ODA to RMNCH (US\$)	Total: \$32 M 2015, Per capita: \$24 2015

Service Delivery

Life Saving Commodities in Essential Medicine List:	
Reproductive Health	0
Maternal Health	3
Newborn Health	2
Child Health	3
National availability of functional Emergency Obstetric Care (% of recommended minimum)	-
Density of skilled health professionals (per 10,000 population)	15.3 2009
Midwives authorized for specific tasks	<input checked="" type="checkbox"/> Parenteral antibiotics <input checked="" type="checkbox"/> Parenteral oxytocin <input checked="" type="checkbox"/> Parenteral anti-coagulants <input checked="" type="checkbox"/> Manual removal of placenta <input checked="" type="checkbox"/> Removal of retained products of conception <input checked="" type="checkbox"/> Assisted vaginal delivery <input checked="" type="checkbox"/> Newborn resuscitation