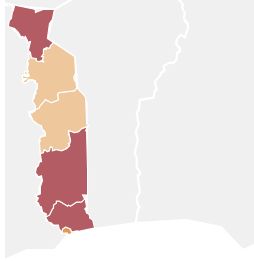


CCI Country Score: 52%



Composite Coverage Index

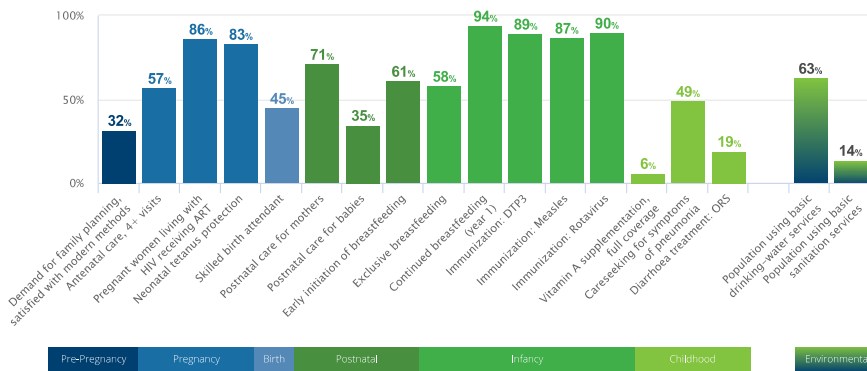


Demographics

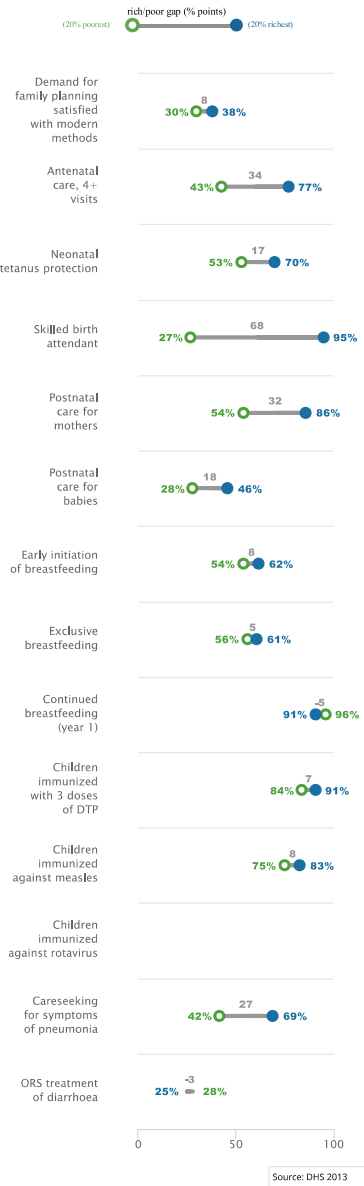
Total Population (000)	7,606	2016	Birth registration	78%	2014
Total under 5 population (000)	1,176	2016	Total maternal deaths	940	2015
Total adolescent (10-19) population (000)	1,717	2016	Lifetime risk of maternal deaths (1 in N)	58	2015
Secondary completion rate (upper, females)	10%	2016	Stillbirth rate (per 1000 total births)	34	2015
Total Births (000)	259	2016	Neonatal deaths, as % of all <5 deaths	34%	2015
Total fertility rate (births per woman)	4.5	2016	Total under 5 deaths (000)	19	2016
Adolescent (15-19 years) birth rate (births per 1000 girls)	77	2011	Adolescent (10-19) mortality rate (per 100,000), by sex	219 girls 231 boys	2015

Continuum of Care Coverage

Percentage of those in need receiving coverage of key interventions across the continuum of care

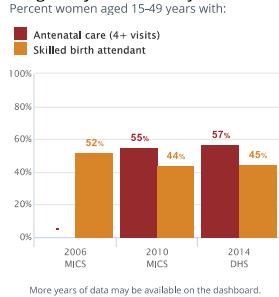


Equity

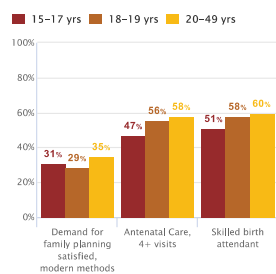


Maternal & Newborn Health

Pregnancy and Delivery Care



Adolescent Reproductive and Maternal Health



Additional Maternal and Neonatal Health Interventions

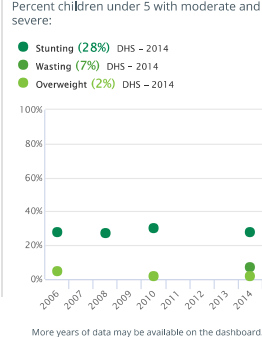
Pregnant women living with HIV receiving ART	86%	2016
Intermittent preventive treatment for malaria during pregnancy 3+	19%	2014
Institutional Delivery	61%/12%/73%	2014
C-section rate	12%/3%/7%	2014

Women's & Children's Nutrition

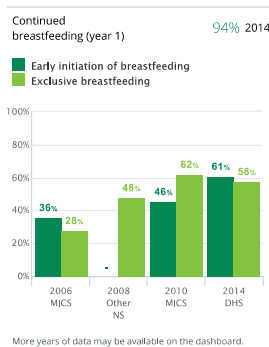
Essential Nutrition Indicators

Prevalence of anemia in women aged 15-49	49%	2016
Women of reproductive age, short stature	1%	2013
Women (20+) with: BMI <18.5 kg/m2 (thinness)	9%	2016
BMI 25-30 kg/m2 (overweight)	24%	2016
BMI > 30 kg/m2 (obese)	13%	2016
Iron/folic acid supplementation during pregnancy	37%	2013
Low birth weight prevalence	11%	2010
Vitamin A supplementation, full coverage	6%	2015
Minimum dietary diversity	20%	2014

Child Nutritional Status



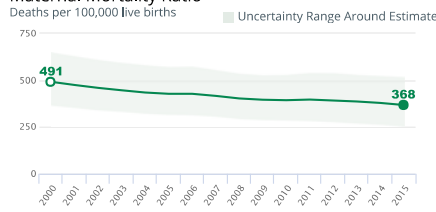
Breastfeeding Practices



More information about indicator sources, definitions, and other details can be found in the Countdown report annexes: countdown2030.org/annexes

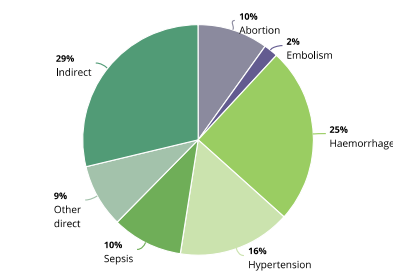
Demographics

Maternal Mortality Ratio



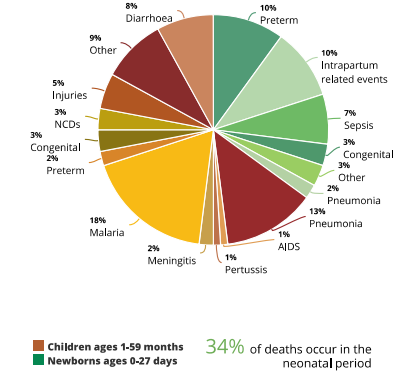
Causes of Maternal Death - 2014

Regional estimates for Sub-Saharan Africa

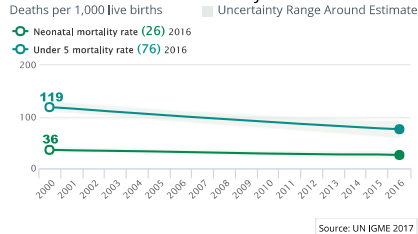


Causes of Death Under-Five - 2015

Globally nearly half of child deaths are attributable to undernutrition



Neonatal & Under-five Mortality Rate

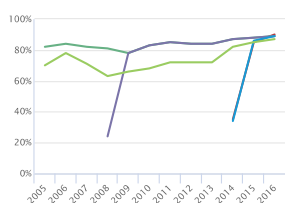


Child Health

Immunization

Percent of children immunized:

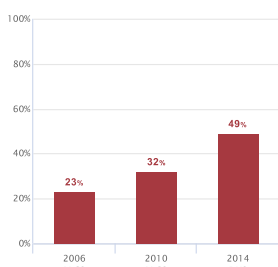
- against measles (87%) 2016
- with 3 doses of DTP (89%) 2016
- with 3 doses of Hib (89%) 2016
- with 3 doses of pneumococcal (89%) 2016
- against rotavirus (90%) 2016



Source: WHO/UNICEF 2016 revision

Pneumonia Treatment

Percent of children under 5 years with symptoms of pneumonia taken to appropriate health provider

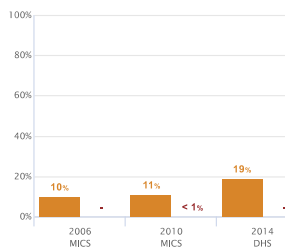


More years of data may be available on the dashboard.

Diarrhoeal Disease Treatment

Percent of children under 5 years with diarrhoea:

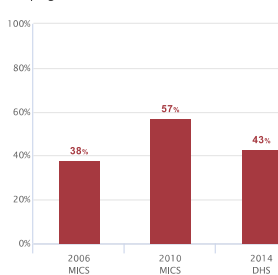
- Treated with ORS
- Treated with ORS + zinc



More years of data may be available on the dashboard.

Malaria Prevention & Treatment

Malaria prevention in children under-five - sleeping under ITNs

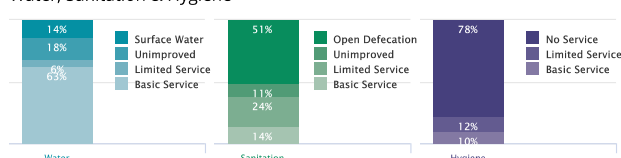


Malaria diagnostics in children under-five 24% 2014

Population sleeping under ITN or sleeping in a house sprayed by IRS 34% 2014

Environmental

Water, Sanitation & Hygiene



Source: WHO/UNICEF JMP 2017.

Policies, Systems & Financing

Legislative Policies

Family planning for adolescents without spousal or parental consent: No

Legal status of abortion:

- to save a woman's life: Yes
- to preserve physical health: Yes
- to preserve mental health: Yes
- for economic & social reason: No
- on request: No
- in case of rape or incest: Yes
- in case of foetal impairment: Yes

Maternity protection (Convention 183): No

International code of marketing of breastmilk substitutes: No

Legislation on food fortification:

- Wheat: Mandatory
- Maize: No fortification
- Rice: No fortification

Governance:

- Costed national implementation plan(s) for maternal, newborn and child health available: Yes (Maternal), No (Newborn), No (Child)
- Maternal Death Review 2014:
 - A national policy to notify all maternal deaths: Yes
 - A national policy to review all maternal deaths: Yes
 - A national maternal death review committee: No
 - A subnational maternal death review committee: Yes
 - Both national and subnational maternal death review committees: No
 - At least biannual meetings of the national maternal death review committee: No

Civil society involvement in review of national maternal, newborn and child health programs: No Data

Financing:

- Total expenditure on health, per capita: 34 2014
- Government expenditure on health, per capita: 13 2014
- Out of pocket expenditure as % of total expenditure on health: 46% 2014
- General government expenditure on health as % of total government expenditure: 8% 2014
- ODA to RMNCH (US\$): Total: \$24 M 2015, Per capita: \$3 2015

Service Delivery:

- Life Saving Commodities in Essential Medicine List:
 - Reproductive Health: 0
 - 1. Female Condom
 - 2. Contraceptive Implants
 - 3. Emergency Contraception
 - Maternal Health: 3
 - 1. Oxytocin
 - 2. Misoprostol
 - 3. Magnesium sulfate
 - Newborn Health: 2
 - 1. Injectable Antibiotics
 - 2. Antenatal Corticosteroids
 - 3. Chlorhexidine
 - 4. Resuscitation equipment: Self-inflating bag
 - Child Health: 2
 - 1. Amoxicillin
 - 2. Oral Rehydration Salts
 - 3. Zinc
- National availability of functional Emergency Obstetric Care (% of recommended minimum): 45% 2016
- Density of skilled health professionals (per 10,000 population): 3.6 2008
- Midwives authorized for specific tasks:
 - Parenteral antibiotics: Yes
 - Parenteral oxytocin: Yes
 - Parenteral anti-coagulants: Yes
 - Manual removal of placenta: Yes
 - Removal of retained products of conception: Yes
 - Assisted vaginal delivery: Yes
 - Newborn resuscitation: Yes