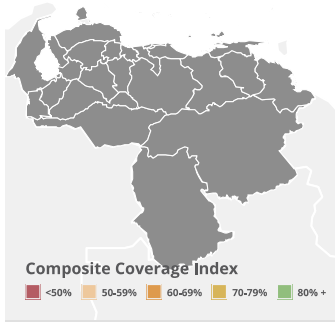


CCI Country Score: -

Demographics

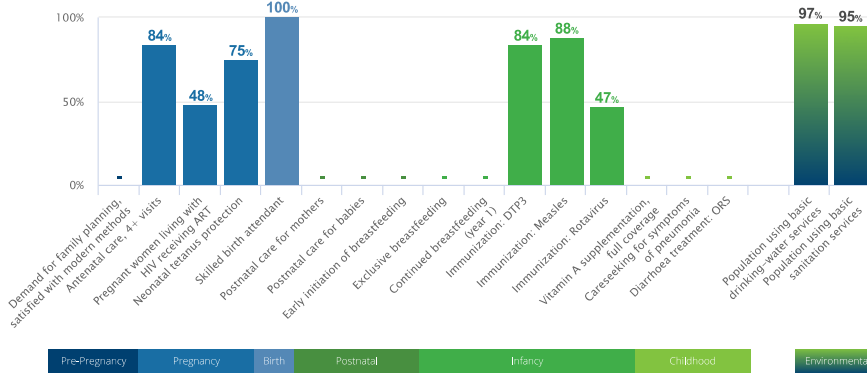


Total Population (000)	31,568	2016
Total under 5 population (000)	2,974	2016
Total adolescent (10-19) population (000)	5,677	2016
Secondary completion rate (upper, females)	-	-
Total Births (000)	601	2016
Total fertility rate (births per woman)	2.3	2016
Adolescent (15-19 years) birth rate (births per 1000 girls)	101	2011

Birth registration	81%	2011
Total maternal deaths	570	2015
Lifetime risk of maternal deaths (1 in N)	420	2015
Stillbirth rate (per 1000 total births)	7	2015
Neonatal deaths, as % of all <5 deaths	60%	2015
Total under 5 deaths (000)	10	2016
Adolescent (10-19) mortality rate (per 100,000), by sex	44 girls 184 boys	2015

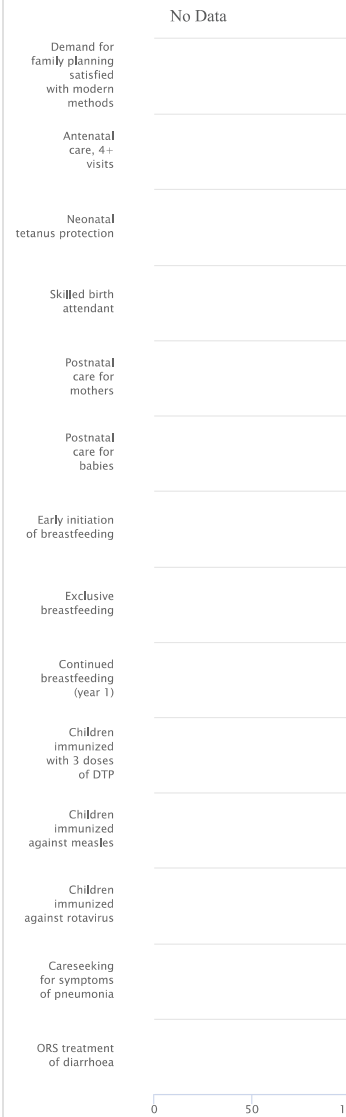
Continuum of Care Coverage

Percentage of those in need receiving coverage of key interventions across the continuum of care



Equity

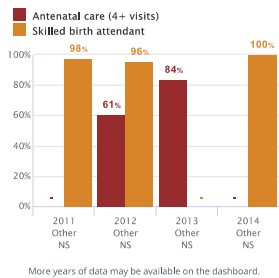
rich/poor gap (% points) (20% poorest) (20% richest)



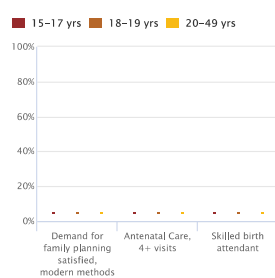
Maternal & Newborn Health

Pregnancy and Delivery Care

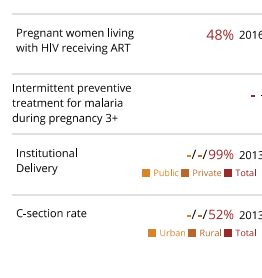
Percent women aged 15-49 years with:



Adolescent Reproductive and Maternal Health



Additional Maternal and Neonatal Health Interventions



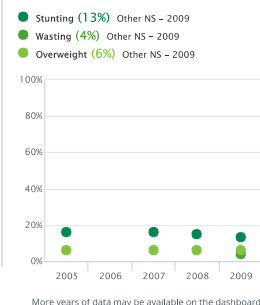
Women's & Children's Nutrition

Essential Nutrition Indicators

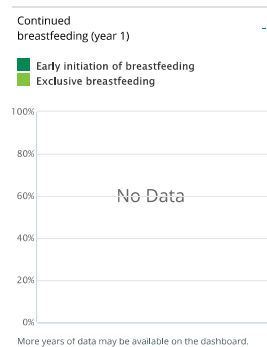
Prevalence of anemia in women aged 15-49	24%	2016
Women of reproductive age, short stature	-	-
Women (20+) with: BMI <18.5 kg/m2 (thinness)	2%	2016
BMI 25-30 kg/m2 (overweight)	36%	2016
BMI > 30 kg/m2 (obese)	30%	2016
Iron/folic acid supplementation during pregnancy	-	-
Low birth weight prevalence	9%	2011
Vitamin A supplementation, full coverage	-	-
Minimum dietary diversity	-	-

Child Nutritional Status

Percent children under 5 with moderate and severe:

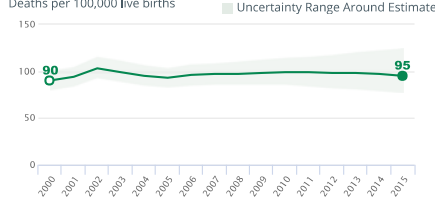


Breastfeeding Practices

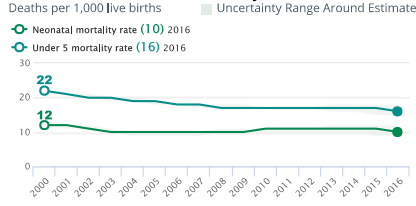


Demographics

Maternal Mortality Ratio

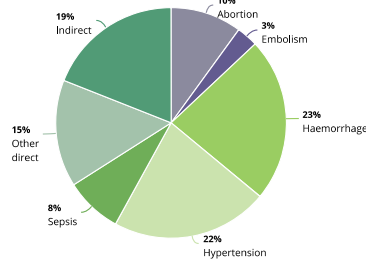


Neonatal & Under-five Mortality Rate



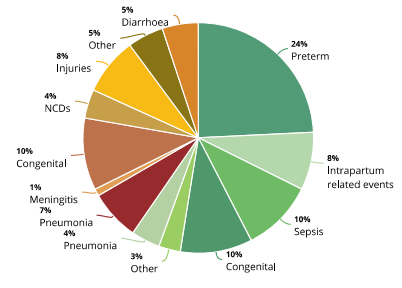
Causes of Maternal Death - 2014

Regional estimates for Latin America & Caribbean



Causes of Death Under-Five - 2015

Globally nearly half of child deaths are attributable to undernutrition



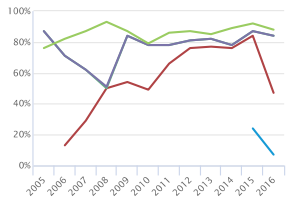
Children ages 1-59 months: 60% of deaths occur in the neonatal period
Newborns ages 0-27 days

Child Health

Immunization

Percent of children immunized:

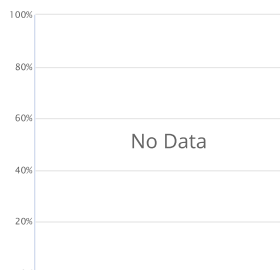
- against measles (88%) 2016
- with 3 doses of DTP (84%) 2016
- with 3 doses of Hib (84%) 2016
- against rotavirus (47%) 2016
- with 3 doses of pneumococcal (7%) 2016



Source: WHO/UNICEF 2016 revision

Pneumonia Treatment

Percent of children under 5 years with symptoms of pneumonia taken to appropriate health provider

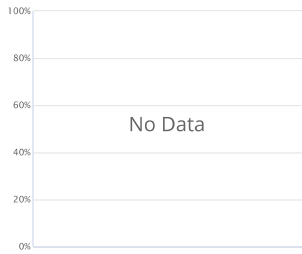


More years of data may be available on the dashboard.

Diarrhoeal Disease Treatment

Percent of children under 5 years with diarrhoea:

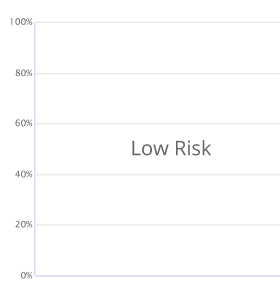
- Treated with ORS
- Treated with ORS + zinc



More years of data may be available on the dashboard.

Malaria Prevention & Treatment

Malaria prevention in children under-five - sleeping under ITNs

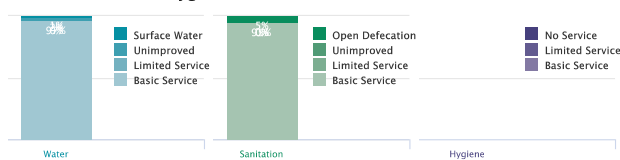


Malaria diagnostics in children under-five: Low Risk

Population sleeping under ITN or sleeping in a house sprayed by IRS: Low Risk

Environmental

Water, Sanitation & Hygiene



Source: WHO/UNICEF JMP 2017.

Policies, Systems & Financing

Legislative Policies

Family planning for adolescents without spousal or parental consent: No Data

Legal status of abortion:

- to save a woman's life:
- to preserve physical health:
- to preserve mental health:
- for economic & social reason:
- on request:
- in case of rape or incest:
- in case of foetal impairment:

Maternity protection (Convention 183): Partial

International code of marketing of breastmilk substitutes: Yes

Legislation on food fortification:

- Wheat: MANDATORY
- Maize: MANDATORY
- Rice: VOLUNTARY

Governance:

- Costed national implementation plan(s) for maternal, newborn and child health available: No Data (MATERNAL), No Data (NEWBORN), No Data (CHILD)
- Maternal Death Review -
 - A national policy to notify all maternal deaths: No Data
 - A national policy to review all maternal deaths: No Data
 - A national maternal death review committee: No Data
 - A subnational maternal death review committee: No Data
 - Both national and subnational maternal death review committees: No Data
 - At least biannual meetings of the national maternal death review committee: No Data

Civil society involvement in review of national maternal, newborn and child health programs: No Data

Financing:

- Total expenditure on health, per capita: 873 2016
- Government expenditure on health, per capita: 256 2016
- Out of pocket expenditure as % of total expenditure on health: 64% 2016
- General government expenditure on health as % of total government expenditure: 6% 2014
- ODA to RMNCH (US\$): Total: \$1 M 2015, Per capita: \$0 2015

Service Delivery

Life Saving Commodities in Essential Medicine List:

Reproductive Health: 0	Maternal Health: 0	Newborn Health: 0	Child Health: 0
<ul style="list-style-type: none"> 1. Female Condom 2. Contraceptive Implants 3. Emergency Contraception 	<ul style="list-style-type: none"> 1. Oxytocin 2. Misoprostol 3. Magnesium sulfate 	<ul style="list-style-type: none"> 1. Injectable Antibiotics 2. Antenatal Corticosteroids 3. Chlorhexidine 4. Resuscitation equipment: Self-inflating bag 	<ul style="list-style-type: none"> 1. Amoxicillin 2. Oral Rehydration Salts 3. Zinc

National availability of functional Emergency Obstetric Care (% of recommended minimum): -

Density of skilled health professionals (per 10,000 population): -

Midwives authorized for specific tasks:

- Parenteral antibiotics: -
- Parenteral oxygen: -
- Parenteral anti-coagulants: -
- Manual removal of placenta: -
- Removal of retained products of conception: -
- Assisted vaginal delivery: -
- Newborn resuscitation: -