

CCI Country Score: 44%

Demographics

Total Population (000)	27,584	2016
Total under 5 population (000)	4,075	2016
Total adolescent (10-19) population (000)	6,376	2016
Secondary completion rate (upper, females)	23%	2016
Total Births (000)	872	2016
Total fertility rate (births per woman)	4	2016
Adolescent (15-19 years) birth rate (births per 1000 girls)	67	2012

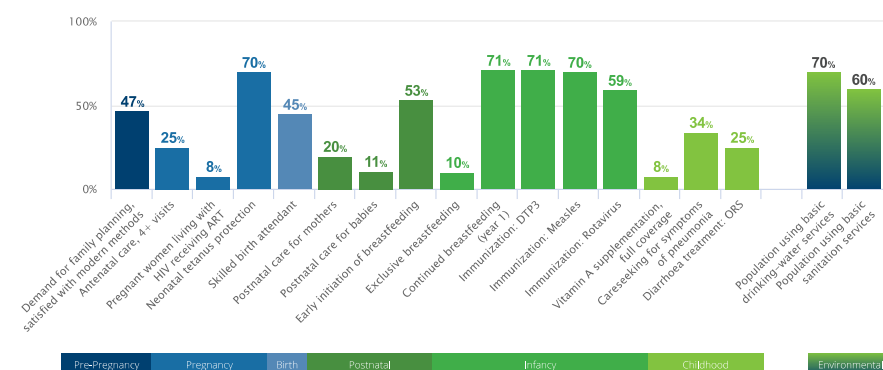
Birth registration	31%	2013
Total maternal deaths	3,300	2015
Lifetime risk of maternal deaths (1 in N)	60	2015
Stillbirth rate (per 1000 total births)	29	2015
Neonatal deaths, as % of all <5 deaths	53%	2015
Total under 5 deaths (000)	48	2016
Adolescent (10-19) mortality rate (per 100,000), by sex	140 girls 152 boys	2015

Composite Coverage Index

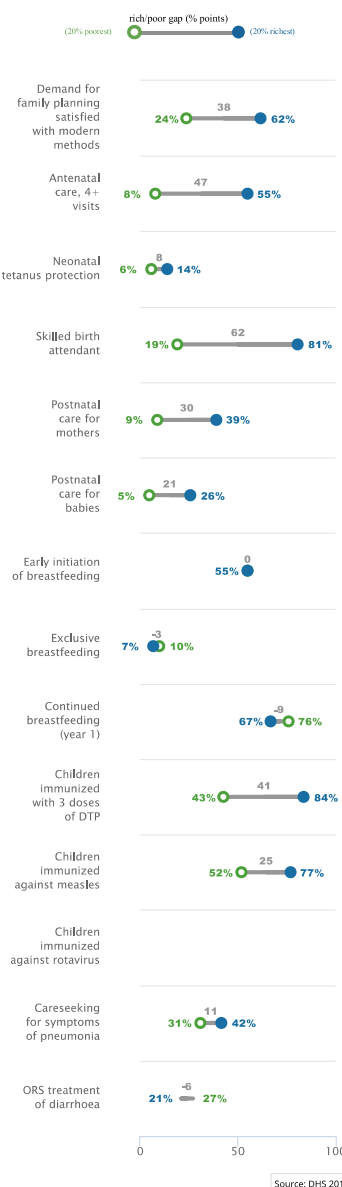
<50% 50-59% 60-69% 70-79% 80%+ No data

Continuum of Care Coverage

Percentage of those in need receiving coverage of key interventions across the continuum of care



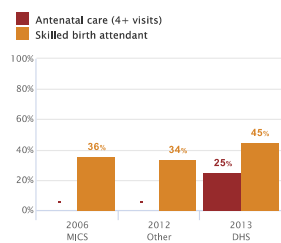
Equity



Maternal & Newborn Health

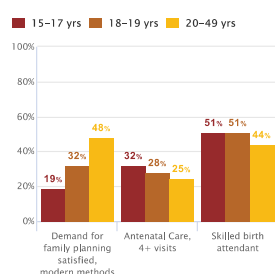
Pregnancy and Delivery Care

Percent women aged 15-49 years with:



More years of data may be available on the dashboard.

Adolescent Reproductive and Maternal Health



Additional Maternal and Neonatal Health Interventions

Pregnant women living with HIV receiving ART	8%	2016
Intermittent preventive treatment for malaria during pregnancy 3+	-	-
Institutional Delivery	19%/11%/27%	2013
C-section rate	10%/3%/5%	2013

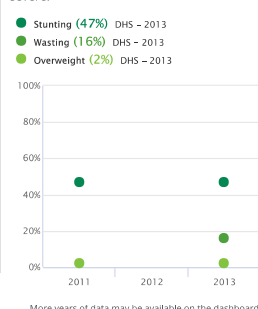
Women's & Children's Nutrition

Essential Nutrition Indicators

Prevalence of anemia in women aged 15-49	70%	2016
Women of reproductive age, short stature	7%	2013
Women (20+) with BMI <18.5 kg/m2 (thinness)	8%	2016
BMI 25-30 kg/m2 (overweight)	32%	2016
BMI > 30 kg/m2 (obese)	23%	2016
Iron/folic acid supplementation during pregnancy	6%	2013
Low birth weight prevalence	32%	2010
Vitamin A supplementation, full coverage	8%	2015
Minimum dietary diversity	27%	2013

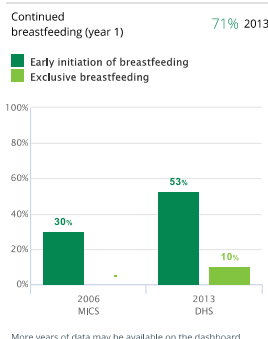
Child Nutritional Status

Percent children under 5 with moderate and severe:



More years of data may be available on the dashboard.

Breastfeeding Practices



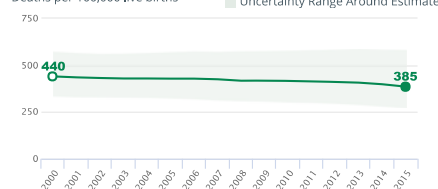
More years of data may be available on the dashboard.

More information about indicator sources, definitions, and other details can be found in the Countdown report annexes: countdown2030.org/annexes

Demographics

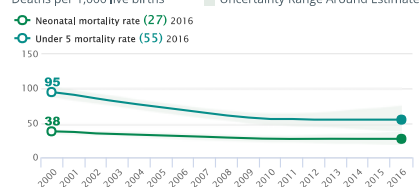
Maternal Mortality Ratio

Deaths per 100,000 live births



Neonatal & Under-five Mortality Rate

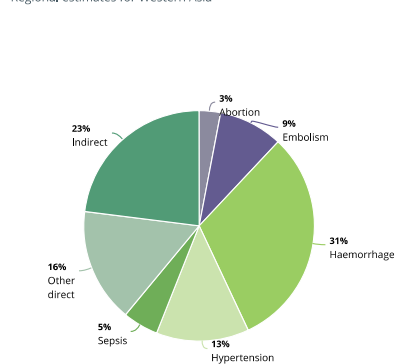
Deaths per 1,000 live births



Source: UN IGME 2017

Causes of Maternal Death - 2014

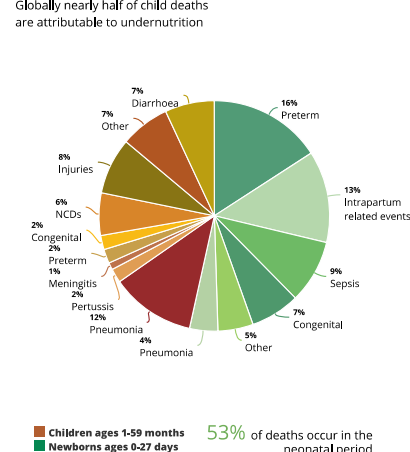
Regional estimates for Western Asia



Source: WHO 2014

Causes of Death Under-Five - 2015

Globally nearly half of child deaths are attributable to undernutrition



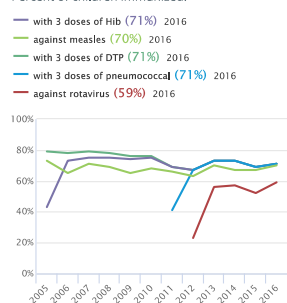
Children ages 1-59 months
Newborns ages 0-27 days
53% of deaths occur in the neonatal period

Source: WHO MCEE 2015

Child Health

Immunization

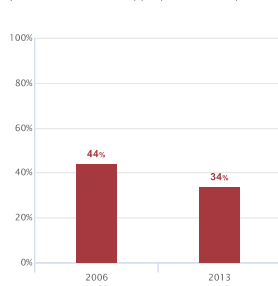
Percent of children immunized:



Source: WHO/UNICEF 2016 revision

Pneumonia Treatment

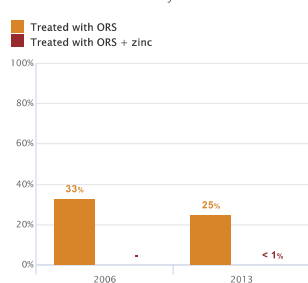
Percent of children under 5 years with symptoms of pneumonia taken to appropriate health provider



More years of data may be available on the dashboard.

Diarrhoeal Disease Treatment

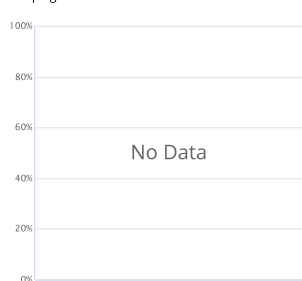
Percent of children under 5 years with diarrhoea:



More years of data may be available on the dashboard.

Malaria Prevention & Treatment

Malaria prevention in children under-five - sleeping under ITNs

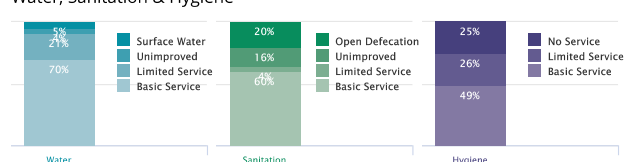


Malaria diagnostics in children under-five

Population sleeping under ITN or sleeping in a house sprayed by IRS

Environmental

Water, Sanitation & Hygiene



Source: WHO/UNICEF JMP 2017.

Policies, Systems & Financing

Legislative Policies

Family planning for adolescents without spousal or parental consent

No

Legal status of abortion

✓ to save a woman's life	✗ to preserve physical health	✗ to preserve mental health	✗ for economic & social reason	✗ on request	✗ in case of rape or incest	✗ in case of foetal impairment
--------------------------	-------------------------------	-----------------------------	--------------------------------	--------------	-----------------------------	--------------------------------

Maternity protection (Convention 183)

No

International code of marketing of breastmilk substitutes

Yes

Legislation on food fortification

Wheat	Maize	Rice
MANDATORY	NO FORTIFICATION	NO FORTIFICATION

Governance

Costed national implementation plan(s) for maternal, newborn and child health available

MATERNAL	NEWBORN	CHILD
Yes	Yes	Yes

Maternal Death Review 2014

✗ A national policy to notify all maternal deaths	✗ A national policy to review all maternal deaths	✗ A national maternal death review committee	✗ A subnational maternal death review committee	✗ Both national and subnational maternal death review committees	✓ At least biannual meetings of the national maternal death review committee
---	---	--	---	--	--

Civil society involvement in review of national maternal, newborn and child health programs

No Data

Financing

Total expenditure on health, per capita

80 2014

Government expenditure on health, per capita

18 2014

Out of pocket expenditure as % of total expenditure on health

76% 2014

General government expenditure on health as % of total government expenditure

4% 2014

ODA to RMNCH (US\$)

Total: \$145 M 2015 Per capita: \$5 2015

Service Delivery

Life Saving Commodities in Essential Medicine List:

Reproductive Health	Maternal Health	Newborn Health	Child Health
0	2	2	3
<ul style="list-style-type: none"> 1. Female Condom 2. Contraceptive Implants 3. Emergency Contraception 	<ul style="list-style-type: none"> 1. Oxytocin 2. Misoprostol 3. Magnesium sulfate 	<ul style="list-style-type: none"> 1. Injectable Antibiotics 2. Antenatal Corticosteroids 3. Chlorhexidine 4. Resuscitation equipment: Self-inflating bag 	<ul style="list-style-type: none"> 1. Amoxicillin 2. Oral Rehydration Salts 3. Zinc

National availability of functional Emergency Obstetric Care (% of recommended minimum)

-

Density of skilled health professionals (per 10,000 population)

10.7 2014

Midwives authorized for specific tasks

✓ Parenteral antibiotics	✓ Parenteral oxytocin	✓ Parenteral anti-coagulants	✓ Manual removal of placenta	✓ Removal of retained products of conception	✓ Assisted vaginal delivery	✓ Newborn resuscitation
--------------------------	-----------------------	------------------------------	------------------------------	--	-----------------------------	-------------------------