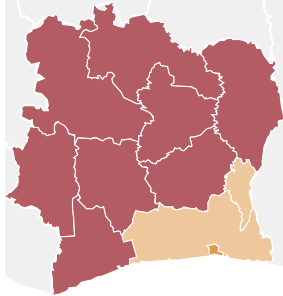


CCI Country Score: 44%

Demographics



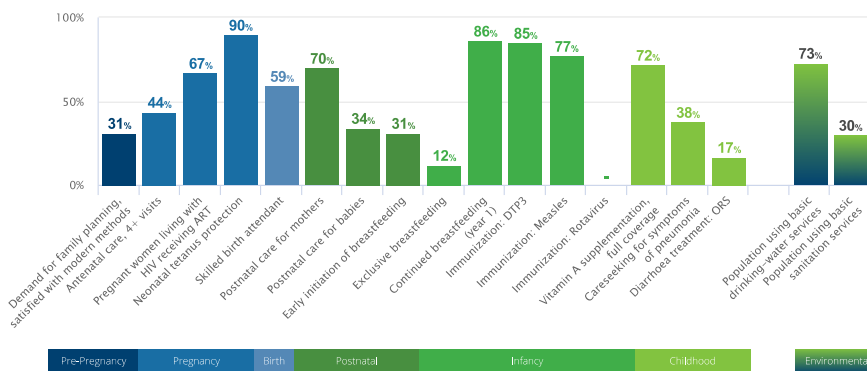
Composite Coverage Index

<50% 50-59% 60-69% 70-79% 80%+ No data

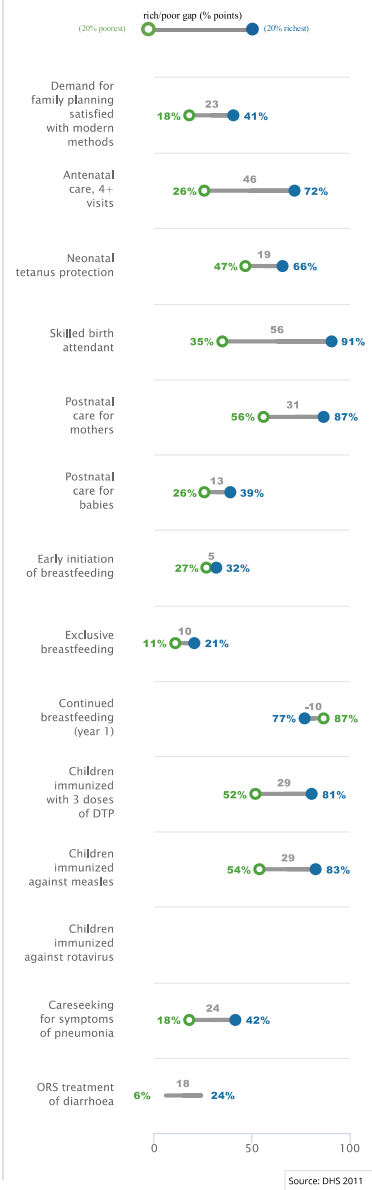
Total Population (000)	23,696	2016	Birth registration	65%	2012
Total under 5 population (000)	3,861	2016	Total maternal deaths	5,400	2015
Total adolescent (10-19) population (000)	5,520	2016	Lifetime risk of maternal deaths (1 in N)	32	2015
Secondary completion rate (upper, females)	11%	2016	Stillbirth rate (per 1000 total births)	27	2015
Total Births (000)	874	2016	Neonatal deaths, as % of all <5 deaths	42%	2015
Total fertility rate (births per woman)	4.9	2016	Total under 5 deaths (000)	78	2016
Adolescent (15-19 years) birth rate (births per 1000 girls)	125	2009	Adolescent (10-19) mortality rate (per 100,000), by sex	439 girls 419 boys	2015

Continuum of Care Coverage

Percentage of those in need receiving coverage of key interventions across the continuum of care



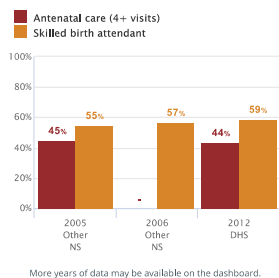
Equity



Maternal & Newborn Health

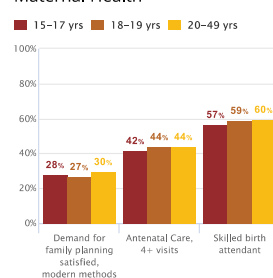
Pregnancy and Delivery Care

Percent women aged 15-49 years with:



More years of data may be available on the dashboard.

Adolescent Reproductive and Maternal Health



Additional Maternal and Neonatal Health Interventions

Pregnant women living with HIV receiving ART	67%	2016
Intermittent preventive treatment for malaria during pregnancy 3+	7%	2012
Institutional Delivery	53%/4%/57%	2012
C-section rate	5%/1%/3%	2012

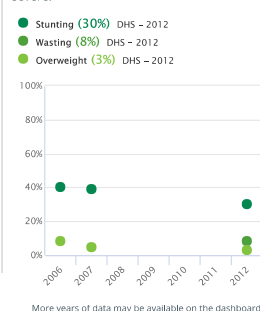
Women's & Children's Nutrition

Essential Nutrition Indicators

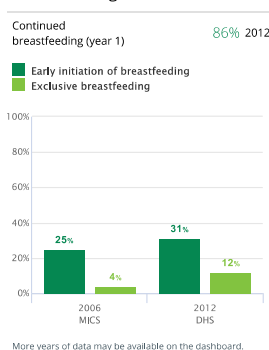
Prevalence of anemia in women aged 15-49	53%	2016
Women of reproductive age, short stature	1%	2011
Women (20+) with BMI <18.5 kg/m2 (thinness)	7%	2016
BMI 25-30 kg/m2 (overweight)	25%	2016
BMI > 30 kg/m2 (obese)	16%	2016
Iron/folic acid supplementation during pregnancy	25%	2011
Low birth weight prevalence	17%	2006
Vitamin A supplementation, full coverage	72%	2015
Minimum dietary diversity	11%	2012

Child Nutritional Status

Percent children under 5 with moderate and severe:



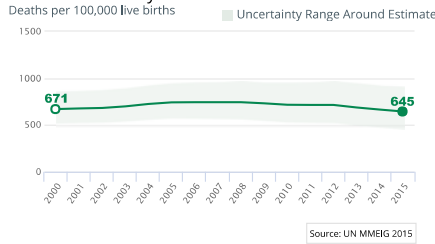
Breastfeeding Practices



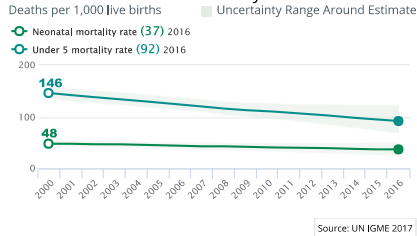
More information about indicator sources, definitions, and other details can be found in the Countdown report annexes: countdown2030.org/annexes

Demographics

Maternal Mortality Ratio

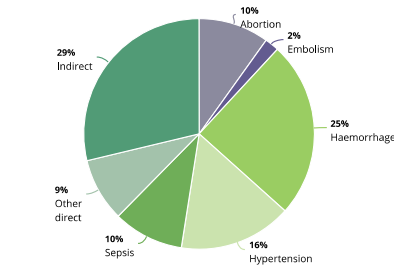


Neonatal & Under-five Mortality Rate



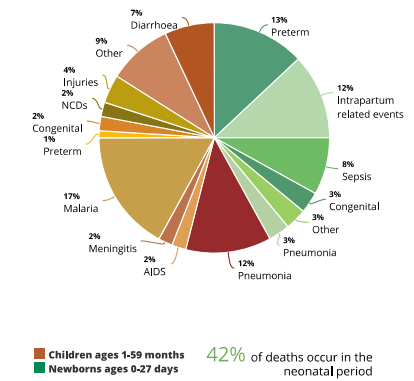
Causes of Maternal Death - 2014

Regional estimates for Sub-Saharan Africa



Causes of Death Under-Five - 2015

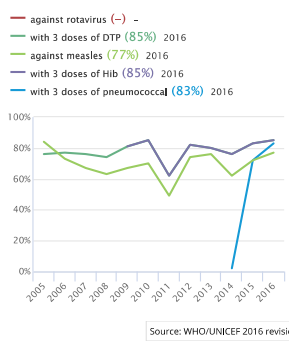
Globally nearly half of child deaths are attributable to undernutrition



Child Health

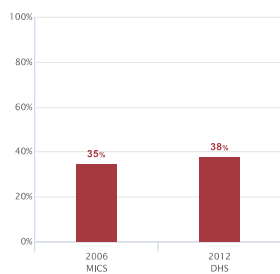
Immunization

Percent of children immunized:



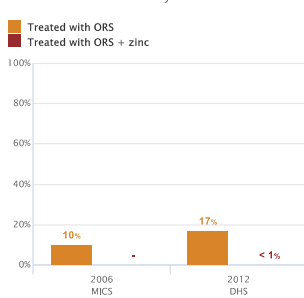
Pneumonia Treatment

Percent of children under 5 years with symptoms of pneumonia taken to appropriate health provider



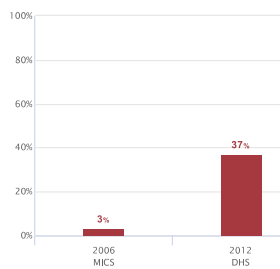
Diarrhoeal Disease Treatment

Percent of children under 5 years with diarrhoea:



Malaria Prevention & Treatment

Malaria prevention in children under-five - sleeping under ITNs

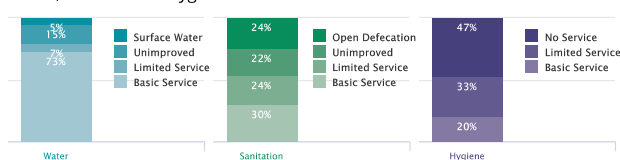


Malaria diagnostics in children under-five: 11% 2012

Population sleeping under ITN or sleeping in a house sprayed by IRS: 51% 2016

Environmental

Water, Sanitation & Hygiene



Policies, Systems & Financing

Legislative Policies

Family planning for adolescents without spousal or parental consent	Yes												
Legal status of abortion	<ul style="list-style-type: none"> to save a woman's life: <input checked="" type="checkbox"/> to preserve physical health: <input checked="" type="checkbox"/> to preserve mental health: <input checked="" type="checkbox"/> for economic & social reason: <input checked="" type="checkbox"/> on request: <input checked="" type="checkbox"/> in case of rape or incest: <input checked="" type="checkbox"/> in case of foetal impairment: <input checked="" type="checkbox"/> 												
Maternity protection (Convention 183)	Partial												
International code of marketing of breastmilk substitutes	Partial												
Legislation on food fortification	<ul style="list-style-type: none"> Wheat: MANDATORY Maize: NO FORTIFICATION Rice: NO FORTIFICATION 												
Governance	<ul style="list-style-type: none"> Costed national implementation plan(s) for maternal, newborn and child health available: <table border="1"> <tr> <td>MATERNAL</td> <td>Yes</td> <td>NEWBORN</td> <td>Yes</td> <td>CHILD</td> <td>Yes</td> </tr> </table> Maternal Death Review 2014: <table border="1"> <tr> <td>A national policy to notify all maternal deaths: <input checked="" type="checkbox"/></td> <td>A national policy to review all maternal deaths: <input checked="" type="checkbox"/></td> <td>A national maternal death review committee: <input checked="" type="checkbox"/></td> <td>A subnational maternal death review committee: <input checked="" type="checkbox"/></td> <td>Both national and subnational maternal death review committees: <input checked="" type="checkbox"/></td> <td>At least biannual meetings of the national maternal death review committee: <input type="checkbox"/></td> </tr> </table> 	MATERNAL	Yes	NEWBORN	Yes	CHILD	Yes	A national policy to notify all maternal deaths: <input checked="" type="checkbox"/>	A national policy to review all maternal deaths: <input checked="" type="checkbox"/>	A national maternal death review committee: <input checked="" type="checkbox"/>	A subnational maternal death review committee: <input checked="" type="checkbox"/>	Both national and subnational maternal death review committees: <input checked="" type="checkbox"/>	At least biannual meetings of the national maternal death review committee: <input type="checkbox"/>
MATERNAL	Yes	NEWBORN	Yes	CHILD	Yes								
A national policy to notify all maternal deaths: <input checked="" type="checkbox"/>	A national policy to review all maternal deaths: <input checked="" type="checkbox"/>	A national maternal death review committee: <input checked="" type="checkbox"/>	A subnational maternal death review committee: <input checked="" type="checkbox"/>	Both national and subnational maternal death review committees: <input checked="" type="checkbox"/>	At least biannual meetings of the national maternal death review committee: <input type="checkbox"/>								

Civil society involvement in review of national maternal, newborn and child health programs	No Data				
Financing	<ul style="list-style-type: none"> Total expenditure on health, per capita: 88 2014 Government expenditure on health, per capita: 26 2014 Out of pocket expenditure as % of total expenditure on health: 51% 2014 General government expenditure on health as % of total government expenditure: 7% 2014 ODA to RMNCH (US\$): <table border="1"> <tr> <td>Total</td> <td>\$108 M 2015</td> <td>Per capita:</td> <td>\$5 2015</td> </tr> </table> 	Total	\$108 M 2015	Per capita:	\$5 2015
Total	\$108 M 2015	Per capita:	\$5 2015		

Service Delivery

Life Saving Commodities in Essential Medicine List:	
Reproductive Health: 0	<ul style="list-style-type: none"> 1. Female Condom 2. Contraceptive Implants 3. Emergency Contraception
Maternal Health: 2	<ul style="list-style-type: none"> 1. Oxytocin 2. Misoprostol 3. Magnesium sulfate
Newborn Health: 2	<ul style="list-style-type: none"> 1. Injectable Antibiotics 2. Antenatal Corticosteroids 3. Chlorhexidine Resuscitation equipment: Self-inflating bag
Child Health: 3	<ul style="list-style-type: none"> 1. Amoxicillin 2. Oral Rehydration Salts 3. Zinc
National availability of functional Emergency Obstetric Care (% of recommended minimum)	15% 2016
Density of skilled health professionals (per 10,000 population)	6.2 2008
Midwives authorized for specific tasks	<ul style="list-style-type: none"> Parenteral antibiotics: <input checked="" type="checkbox"/> Parenteral oxytocin: <input checked="" type="checkbox"/> Parenteral anti-coagulants: <input checked="" type="checkbox"/> Manual removal of placenta: <input checked="" type="checkbox"/> Removal of retained products of conception: <input checked="" type="checkbox"/> Assisted vaginal delivery: <input checked="" type="checkbox"/> Newborn resuscitation: <input checked="" type="checkbox"/>